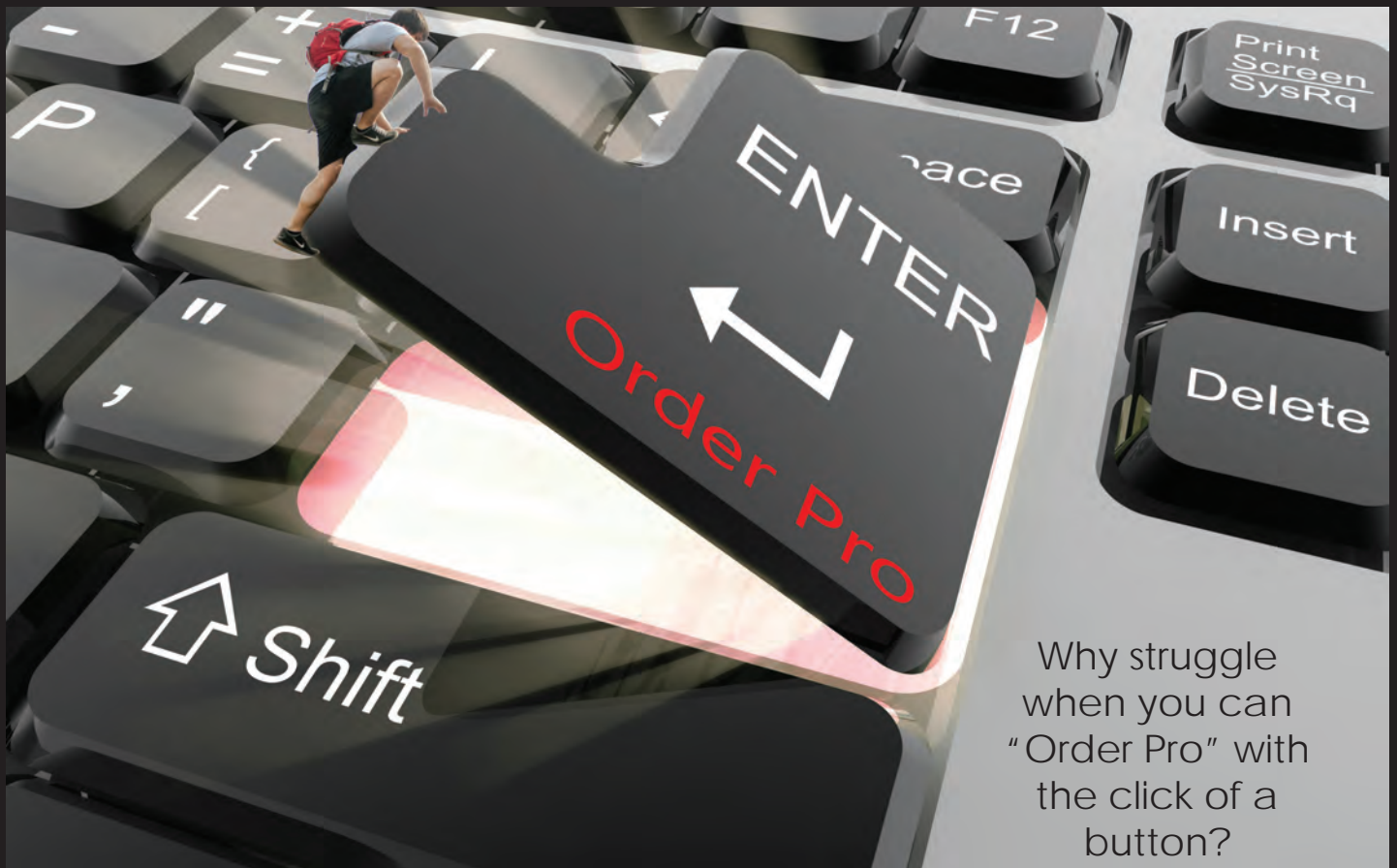




FAMILY OWNED AND OPERATED OVER 50 YEARS

custom
seating positioning
trays transfer
assistive technology

800.843.7234 Fax 888.479.1515 www.Therafin.com info@Therafin.com



Why struggle
when you can
"Order Pro" with
the click of a
button?

Therafin **Order Pro** creates quotes and orders for standard products in seconds. Request your customized copy now through our website.

Therafin **Seating Assistant (TSA)** is a program that catches any seating conflicts before quoting. Build your system in minutes!

Short & Long Order Forms can be downloaded from our website.

www.Therafin.com

Contents

Products in Red are NEW

Seating

Transit Modifications	4
Curved Back	6
Lateral Adapter for Curved backs	6
Curved Back Knob hardware	7
New Seating Fabrics	7
Molded J&L Back / Drop Hook Seat / Growth Hinge Hardware Kits	8
Choosing Seat & Back Hardware	8
2 Knob Back/ 2 Knob Seat/ Growth Hinge Hardware Kits	10
2 Knob Back / Drop Hook Seat / Growth Hinge Hardware Kits	12
4 Knob Back / Drop Hook Seat Hardware Kits	14
Molded J&L Back / Drop Hook Seat Hardware Kits	15
Standard Solid Drop Seats	16
Solid Seat Inserts	16
Fixed Drop Kits	17
Adjustable Drop Kits	17
Frame Hardware Kit For Drop Kits	17
Snap On Seat Hardware	18
2 Knob Seat Hardware Kit	18
Wrap Around Seat Hardware Kits	19
Drop Hook Seat Hardware Kits	20
Wrap Around Back Hardware Kits	21
Molded J&L Back Hardware Kit	22
J&L Back Hardware Kits	23
J&L Fixed Back Hardware Kits	24
Solid Back/Seat Board	25
Spreader Bars	25

Head

Multi-Axis Offset Headrest Hardware	26
Headrest Horizontal Slide Mount	26
Surelock Square Bar Headrest Hardware	27
Headrest Mounting Hardware	27

Headrest Adapter Plate	27
Flipdown Headrest Hardware, Ball Mount	28
Universal Head strap	28
Pro Fit Adjust Headrest Pads	30
Pro Fit Soft Headrest Pads	31
Flat Headrest Pads	32
Molded Headrest Pads	32
Tri-Form Headrest Pads	33

Lateral

Value Pads, Lts	34
Tru Spec Pads, Lts	34
Custom Pads, Lts	34
Lateral Thoracic Pads	35
Summer/Winter Hardware	35
Low Profile Summer/Winter Hardware	35
Inner Mount Swingaway Lts Hardware	36
Fixed Lts Hardware	37
Individual Parts For Inner Mount Lts Hardware (Swingaway & Fixed)	37
Proximal Swingaway Lts Hardware	38
Individual Parts For Proximal Swingaway Lts Hardware	39
Cane Mounted Swingaway Lts	40
Adjustable Channel	40

Posterior

Offset-In Swingaway Lateral Trunk Support Kit	41
Easy Clip Back	42
Therafin Patented Hinged Buckles	43

Anterior

Therasleeves	44
Therafit Shoulder Harness	45
Therafit Y-Harness	46
Padded X-Style Harness	47
Therafit Vest	48
Stretch Vests	50
Non-Stretch Vests - Structured	52
Therafit Chest Straps	54
Universal Positioning Strap	55

Hip/Pelvic

Therafit 4 Point Hip Belts	57
Therafit 4 Point Y-Style Hip Belts	58
Therafit Single Pull Hip Belts	59
Therafit Unpadded Single Pull Hip Belts W/Metal Buckle	60

Slip On Hip Belt Pads	60
Therafit Rear Pull Hip Belts	61
Therafit Center Pull Hip Belts	62
Seat Harness	63
Static Seat Harness	63
Metal Attaching Clip	63
3-Bar Sliding Clip	63
Cam Lock Buckle	63
Finger Loop Strap	63
Strap Positioning Guides	64
Hinged Collar	64
Hinged Collar	64
Value Pads, Hip Guides	65
Hip Guide L-Brackets & Offset Brackets	66
Spacer	66
Flipdown Hip Guide Hardware For Quantum® Tb3 Channel/Track	67
No-Mount Hip Guide	67
Adjustable Angle Hip Guide Hardware	68
Removable Hip Guide Hardware	68
Locking Removable Hip Guide Bracket (For Seating System)	69
Locking Removable Hip Guide Bracket (For Power Chair)	70

Abductor/ Adductor

Flipdown Abductor Hardware & Pads W/Cover	71
Heavy Duty Flipdown Abductor Hardware	72
Multi-Axis Knee Adductor Hardware & Pads	73
Flipdown Knee Adductor Assembly	74
Value Pads, Adductors	75
Tru Spec Pads, Adductors	75
Adductor L-Brackets & Offset Brackets	75

Knee/Thigh

Multi-Axis Amputee Support Pad & Hardware	76
Thigh Strap	77
Knee Strap	77
Basic Leg Strap	77
Premium Calf Panel	78
Calf Panel	78

Foot

Molded Shoe Holders	79
Replacement Strap Set For Mold-	

ed Shoe Holders	79
Replacement Pads Only	79
Footsure Ankle Supports	80
Toe Straps	80
Flexsure Feet	81
Shoe Sandals	82
Shoe Holders With 2-Piece Pad	82
Padded Abs Footboxes	83

Replacement Parts

J-Brackets	85
Hardware Kit For J&L Brackets	85
L-Brackets	85
Drop Hooks	86
Set Lock Brackets	86
Spacer	86
Mix & Match Hinge And Brackets	87
Bend Your Own Bracket	87
Seat To Back Hinges	88
Locking Hinge	88
Boxed Hardware Kit With Tools	89

Full/Half Tray Order Forms

Full Trays

Standard Tray Sizes & Body Cut-outs	92
Trays With Holes Predrilled	107
Removable Padded Tray Top	107
Clear Trays With A Control Cutout	108
Grey Trays With A Control Cutout	108
Black Trays With A Control Cutout	108
Clear Trays With Aluminum Rim	109
Medium Durability Woodgrain Trays	109
Premium Padded Trays	110
Medium Durability Bariatric Trays	110
Trimline Shape Padded Half Trays	111
Trimline Half Tray For Stroke & Long Term Care Patients	111

Full Tray Hardware

E-Z Lock Clamps	112
Top Drop Clamps	113

Half Trays

Standard Shape Padded Half Trays	114
Molded Half Trays	115
Padded Half & Three-Quarter Trays	115
Wraparound Half Trays	116
Flip-Down Half Trays	116
Trimline Shape Clear Half Trays	117
Standard Shape Clear Half Trays	118
Reversible Woodgrain Half Tray Kits	119
Grey Or Black Half Trays	119

Other Tray Attaching

Adapter Plates For Quantum® Tb3 Armrest & Full Trays	120
Channel Bracket For Quantum® Tb3 Armrest & Half Trays	120
Permobil® Corpus 3G Hardware	121
Z Tray Slide Brackets, 14" Long	122
Z Tray Slide Brackets, 9" Long	122
U Adjustable Width Tray Slide Brackets	122
Adjustable Height Channel Bracket	123
Tube Arm Brackets	123
Steel Channel Brackets	124
Economy Arm Channel Bracket	124
Hook & Loop Straps/ Back Strap	124

Tray Accessories

Center Mount Support Trays	125
Arm Cuff Kit	125
Gel Elbow Pads, Pair	125
Heavy Duty Top Drop Easel	126
Tray Easel	126
Belly Bumper Pad	126
Extenda-Arm Tray Support	126
Lateral Arm Pad For Padded Half Trays	127
Utility Pad	127
Forearm Pad	127
Fixed Arm Trough	128
Economy Arm Trough	128

Communication Mounts

129

Sip-N-Puff

Whisper-Lite Swingaway Sip-N-Puffs *	131
Stationary Sip-N-Puff *	131
Sip-N-Puffs For Evaluation Purposes *	131
Head Mount Sip-N-Puff	132
Sip-N-Puff Replacement Parts	132
Softline Collar & Bridge Kit	133

Component Mounts

Joystick Extensions	134
Display Boom Mount	134
Multi-Switch Mount	134
Flex Headrest Switch Mount	134

Patient Transfer

Theraslide Transfer Boards	135
Bariatric Transfer Boards	135
Superslide Transfer Board	136
Non-Skid Transfer Board Kit	136
Econoglide Transfer Boards	137
Wheelhold Transfer Board	137
Offset Transfer Boards	137
Patient Transfer Aids	138

Miscellaneous

I.V. Pole	139
Medical Accessory Platform	139
Therafin's Squeeze Machine	29

New Boccia Ball Products!

The Hammer	140
The Boss 360	140
The Boss	141
Boccia Headpointer	141
Boccia Mouthpointer	141

WC-20 Transit Seating

Therafin WC-20 Transit Seating Requirements

Therafin WC-20 Custom Transit Seating meets the requirements of the ANSI/RESNA WC-20 Wheelchair Seat Transit Standard. Proper labeling and Owner's Manual is included with every system

- The entire system **MUST** be ordered from the start as a Transit System
- Our Transit Seating **MUST** be used in combination with a WC-19 wheelchair and J2240 WTORS tie-down system
- Seats and Backs **MUST** be made with our standard 1/2" plywood base
- The Mounting Hardware used **MUST** be selected from the part numbers shown here
- The Mounting Hardware includes a pin that **MUST** be installed prior to a transit condition
- The Transit System **MUST** be installed according to the instructions in the Owner's Manual
- User **MUST** weigh between 48 and 250 lbs
- A Head Support **MUST** be used with any Transit back
- If you do not select one of our head supports*, you **MUST** select one from a manufacturer who has tested to the WC-20 Standard (*Therafin Flipdown and Basic Headrest Hardware are not for WC-20)

TRANSIT MODIFICATIONS

Description	Part Number
Seat	72054
Back	72055

Seat Only Select Transit Seat Hardware

Description	Part Number
2 Knob Wrap Around Seat Hardware	51077
4 Knob Wrap Around Seat Hardware	51078
2 Knob Wrap Around Seat Hardware for 1 3/8" tubing	51094
4 Knob Wrap Around Seat Hardware for 1 3/8" tubing	51095

Back Only Select Transit Back Hardware

Description	Part Number
4 Knob Wrap Around Back Hardware	51076

*Unless otherwise noted,
WC-20 Hardware fits
both 7/8" and 1" tubing*

THIS SEATING DEVICE CONFORMS WITH THE REQUIREMENTS OF ANSI/RESNA WC-20. THIS SEATING DEVICE HAS BEEN IMPACT TESTED IN A FORWARD FACING ORIENTATION WITH AN ANATOMICAL TEST DUMMY RESTRAINED WITH PELVIC AND UPPER TORSO RESTRAINTS CONFORMING WITH SAE STANDARD J2249.



WARNING - READ THE OWNERS MANUAL BEFORE OPERATING THIS SEATING DEVICE OR USING IT AS A SEAT IN A MOTOR VEHICLE. PLEASE READ AND COMPLY WITH ALL INSTRUCTIONS FOR USE. YOU SHOULD ALSO READ AND UNDERSTAND THE INSTRUCTIONS PROVIDED BY THE WHEELCHAIR MANUFACTURER. ALWAYS CONSULT YOUR MOBILITY SUPPLIER, CLINICIAN, TRAINED PROFESSIONAL OR THERAFIN CORPORATION WITH ANY QUESTIONS REGARDING OPERATION OF THIS PRODUCT.

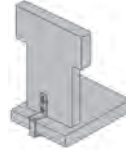


Seat AND Back Select Transit Seat AND Back Hardware	
Description	Part Number
Seat Hardware	
2 Knob Wrap Around Seat Hardware	51077
4 Knob Wrap Around Seat Hardware	51078
Back Hardware	
4 Knob Wrap Around Back Hardware	51076

**-- FOR MORE INFORMATION --**

Read Therafin's WC-20 Solution **White Paper**. The PDF link is at <http://tinyurl.com/WC-20whitepaper>

VGM CEU Course - Overview of the RESNA Wheelchair Transit Standards (Pete Cionitti, Chris Reidmiller)
For more information about our CEU course: Sales@Therafin.com



*Unless otherwise noted,
WC-20 Hardware fits
both 7/8" and 1" tubing*

Seat AND Back with Seat-To-Back Hinge Select Transit Seat AND Back Hardware	
Description	Part Number
Seat Hardware	
2 Knob Wrap Around Seat Hardware	51077
4 Knob Wrap Around Seat Hardware	51078
Back Hardware	
2 Knob Wrap Around Back Hardware with Flush Seat-To-Back Hinges	51082
2 Knob Wrap Around Back Hardware with 2" Rise 1" Depth Hinge	51083
2 Knob Wrap Around Back Hardware with 2" Rise 2" Depth Hinge	51084
2 Knob Wrap Around Back Hardware with 2" Rise 3" Depth Hinge	51085
2 Knob Wrap Around Back Hardware with 3" Rise 1" Depth Hinge	51086
2 Knob Wrap Around Back Hardware with 3" Rise 2" Depth Hinge	51087
2 Knob Wrap Around Back Hardware with 3" Rise 3" Depth Hinge	51088
2 Knob Wrap Around Back Hardware with 2 Depth-Adjustable Hinges	51089
2 Knob Wrap Around Back Hardware with Depth-Adjustable Hinge	51090



THIS SEATING SYSTEM CONFORMS TO ANSI/RESNA WC-20, AND SHOULD BE USED WITH A WHEELCHAIR BASE WHICH COMPLIES WITH THE PERFORMANCE REQUIREMENTS OF ANSI/RESNA WC-19. THE WHEELCHAIR BASE MUST HAVE SECUREMENT POINTS AND PELVIC ANCHORAGES.

SEATING SYSTEMS MANUFACTURED BY THERAFIN THAT COMPLY WITH WC-20 CONSIST OF A SEAT AND/OR BACK WITH VARIOUS POSITIONING ACCESSORIES: THE DIAGRAM BELOW DEPICTS THOSE ITEMS THAT ARE INTENDED FOR USE IN TRANSPORT.

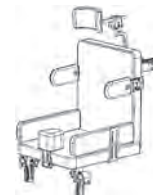
THIS SEATING SYSTEM IS INTENDED FOR USE IN A FORWARD FACING POSITION WHEN TRANSPORTED IN A MOTOR VEHICLE.

THE WHEELCHAIR USED IN TESTING IS A SURROGATE (GENERIC) BASE MEETING THE REQUIREMENTS OF WC-20.

WC-20 REQUIRES A RATING FOR ACCOMMODATING VEHICLE ANCHORED OCCUPANT RESTRAINTS. THE RATING IS BASED UPON THE FOLLOWING CHART DERIVED FROM EIGHT MEASURES OF OCCUPANT RESTRAINT EASE OF USE AND PERFORMANCE WHEN USED WITH THIS SEATING SYSTEM:

- A= EXCELLENT = SCORE OF 17 - 20
- B= GOOD = SCORE OF 13 - 16
- C= FAIR = SCORE OF 9 - 12
- D= POOR = SCORE OF 0 - 8

THERAFIN SEATING SYSTEMS HAVE A RATING OF:
B= GOOD




Curved Back Option and Hardware

CURVED BACK

NEW

Features:

- Curved Plywood Back with 18.5" radius
- Allows more anatomically correct contour on the back for comfort
- Reduced thickness of the back when compared to a foam contoured back
- Available in R, I, and T configurations
- All sizes customizable
- All fabrics options available



When ordering through the Therafin Seating Assistant (TSA), by phone, order form, or email, use the same SKU as a flat back and indicate "curved".



LATERAL ADAPTER FOR CURVED BACKS

Description	Lesser Body Width
Curved Back Adapter, 23 Degree	18-19
Curved Back Adapter, 19 Degree	16-17
Curved Back Adapter, 16 Degree	14-15
Curved Back Adapter, 13 Degree	12-13
Curved Back Adapter, 11 Degree	10-11
Curved Back Adapter, 8 Degree	7-8-9

When ordering Lateral Thoracic Supports for Curved Backs, the hardware will require a special adapter (shown in blue) based on the lesser body width when ordering so we can provide the correct adapter.



CUSTOM SEATING

BODY POSITIONING

WHEELCHAIR TRAYS

ASSISTIVE TECHNOLOGY

PATIENT TRANSFER

ADAPTIVE SPORTS



CURVED BACK KNOB HARDWARE

Chair Width	Part Number	Description
12W - 13W	50732	Back Hdwr, 2knob For 12-13w Curved Back W/Flush Hinges
	50733	Back Hdwr, 2knob For 12-13w Curved Back W/2" Rise 1" Depth Hinge
	50734	Back Hdwr, 2knob For 12-13w Curved Back W/2" Rise 2" Depth Hinge
	50735	Back Hdwr, 2knob For 12-13w Curved Back W/2" Rise 3" Depth Hinge
	50736	Back Hdwr, 2knob For 12-13w Curved Back W/3" Rise 1" Depth Hinge
	50737	Back Hdwr, 2knob For 12-13w Curved Back W/3" Rise 2" Depth Hinge
	50738	Back Hdwr, 2knob For 12-13w Curved Back W/3" Rise 3" Depth Hinge
	50739	Back Hdwr, 4knob For 12-13w Curved Back, 2 L/R Pairs
14W - 15W	50740	Back Hdwr, 2knob For 14-15w Curved Back W/Flush Hinges
	50741	Back Hdwr, 2knob For 14-15w Curved Back W/2" Rise 1" Depth Hinge
	50742	Back Hdwr, 2knob For 14-15w Curved Back W/2" Rise 2" Depth Hinge
	50743	Back Hdwr, 2knob For 14-15w Curved Back W/2" Rise 3" Depth Hinge
	50744	Back Hdwr, 2knob For 14-15w Curved Back W/3" Rise 1" Depth Hinge
	50745	Back Hdwr, 2knob For 14-15w Curved Back W/3" Rise 2" Depth Hinge
	50746	Back Hdwr, 2knob For 14-15w Curved Back W/3" Rise 3" Depth Hinge
	50747	Back Hdwr, 4knob For 14-15w Curved Back, 2 L/R Pairs
16W - 17W	50748	Back Hdwr, 2knob For 16-17w Curved Back W/Flush Hinges
	50749	Back Hdwr, 2knob For 16-17w Curved Back W/2" Rise 1" Depth Hinge
	50750	Back Hdwr, 2knob For 16-17w Curved Back W/2" Rise 2" Depth Hinge
	50751	Back Hdwr, 2knob For 16-17w Curved Back W/2" Rise 3" Depth Hinge
	50752	Back Hdwr, 2knob For 16-17w Curved Back W/3" Rise 1" Depth Hinge
	50753	Back Hdwr, 2knob For 16-17w Curved Back W/3" Rise 2" Depth Hinge
	50754	Back Hdwr, 2knob For 16-17w Curved Back W/3" Rise 3" Depth Hinge
	50755	Back Hdwr, 4knob For 16-17w Curved Back, 2 L/R Pairs
18W - 19W	50756	Back Hdwr, 2knob For 18-19w Curved Back W/Flush Hinges
	50757	Back Hdwr, 2knob For 18-19w Curved Back W/2" Rise 1" Depth Hinge
	50758	Back Hdwr, 2knob For 18-19w Curved Back W/2" Rise 2" Depth Hinge
	50759	Back Hdwr, 2knob For 18-19w Curved Back W/2" Rise 3" Depth Hinge
	50760	Back Hdwr, 2knob For 18-19w Curved Back W/3" Rise 1" Depth Hinge
	50761	Back Hdwr, 2knob For 18-19w Curved Back W/3" Rise 2" Depth Hinge
	50762	Back Hdwr, 2knob For 18-19w Curved Back W/3" Rise 3" Depth Hinge
	50763	Back Hdwr, 4knob For 18-19w Curved Back, 2 L/R Pairs

Above hardware is for Curved Backs only. Hardware is selected by Chair Width. Curved Backs are only available with Wrap Around Hardware, NOT available with J & L, Molded J & L, or Spreader Bar.

**NEW NO CHARGE SEATING FABRICS**

Darlexx on Contact Surface
Darlexx on Non-Contact Surface
Non-Slip Material on Contact Surface
Non-Slip Material on Non-Contact Surface
Ballistic Nylon on Contact Surface
Ballistic Nylon on Non-Contact Surface
2.5MM Smooth Neoprene on Contact Surface
2.5MM Smooth Neoprene on Non-Contact Surface
2.5MM Knit Neoprene on Contact Surface
2.5MM Knit Neoprene on Non-Contact Surface



CUSTOM SEATING

BODY POSITIONING

WHEELCHAIR TRAYS

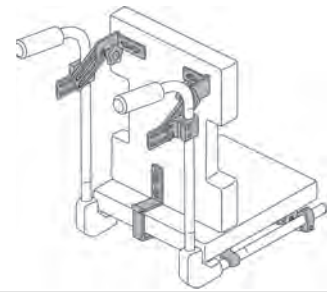
ASSISTIVE TECHNOLOGY

PATIENT TRANSFER

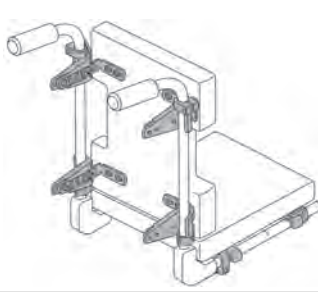
ADAPTIVE SPORTS

CHOOSING SEAT & BACK HARDWARE

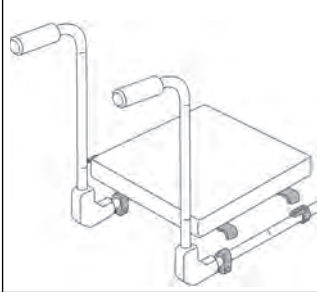
Hinged Seat To Back Hardware,



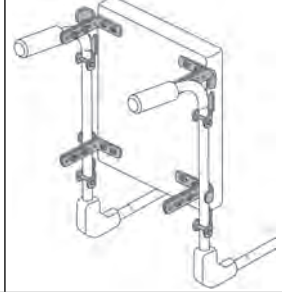
Seat And Back Hardware,



Seat Hardware,



Back Hardware

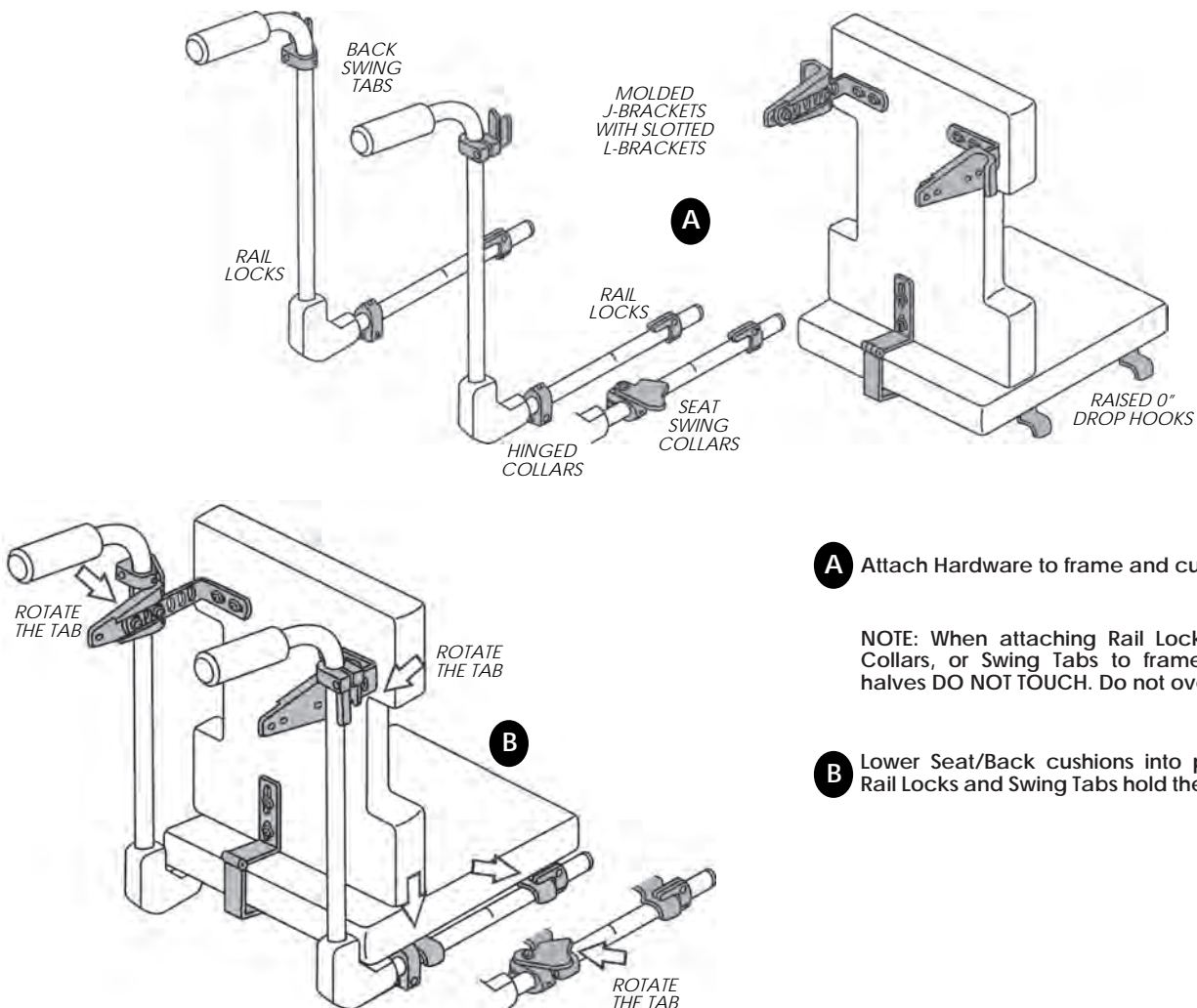


Hinged Seat To Back Hardware Kits

MOLDED J&L BACK / DROP HOOK SEAT / GROWTH HINGE HARDWARE KITS

Features:

- Back kit fits 7/8", 1" and 1 1/8" tubing, and includes 2 molded J-brackets with slotted L-brackets, 2 hinged swing tabs, 8 bolts and washers
- Seat kit fits 7/8" and 1" tubing, and includes combinations of universal rail locks, hinged collars, and swing tabs, and also includes 4 raised zero drop hooks, 16 bolts and washers
- Attach and adjust a seat and back as a single hinged unit



A Attach Hardware to frame and cushions.

NOTE: When attaching Rail Locks, Hinged Collars, or Swing Tabs to frame, the two halves DO NOT TOUCH. Do not overtighten!

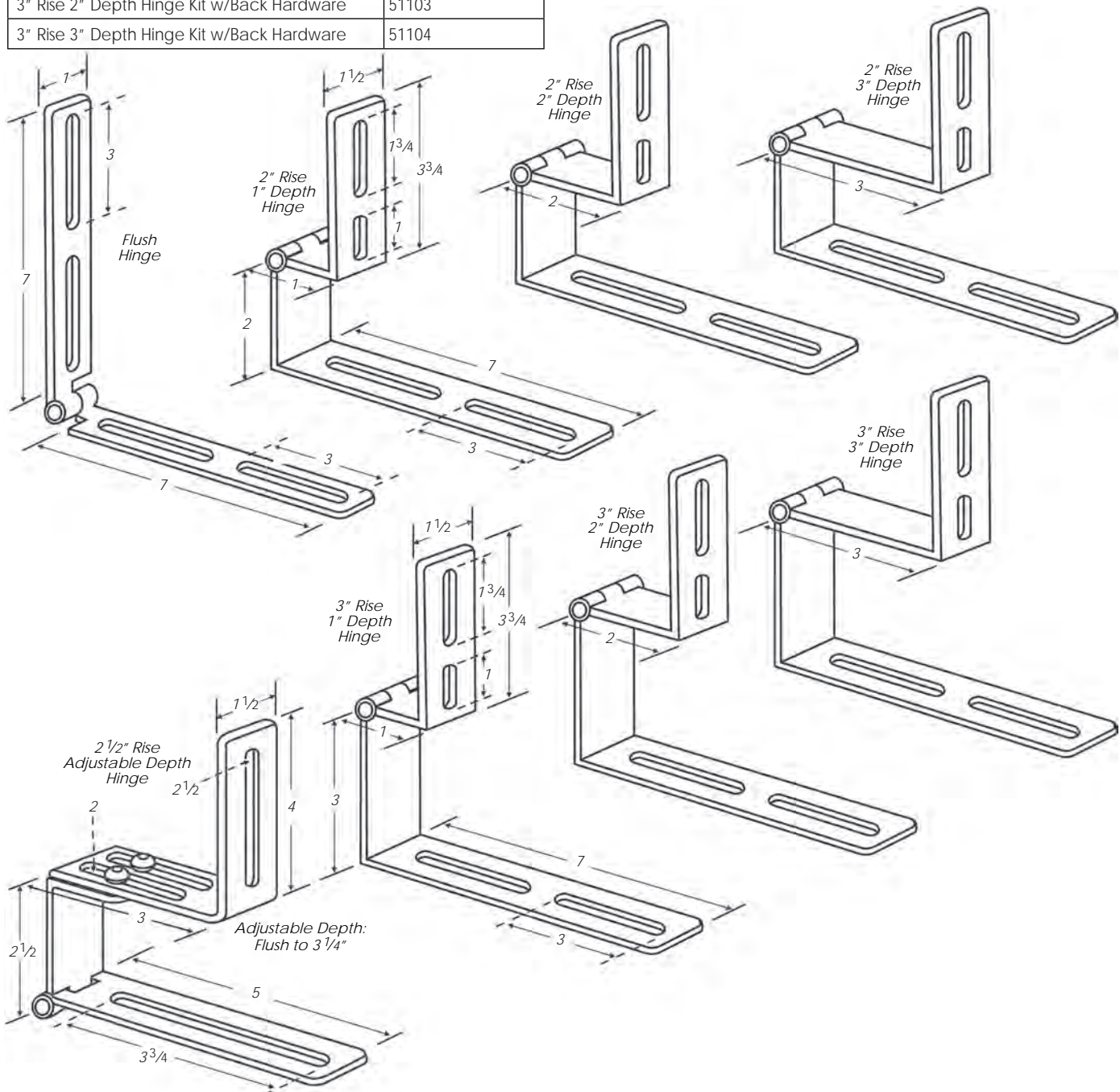
B Lower Seat/Back cushions into place. The Rail Locks and Swing Tabs hold the cushions.

Hinged Seat To Back Hardware Kits

Choose a Back Kit and a Seat Kit. Give both part numbers when ordering.
Each Back Kit includes the same hardware, but has a different Hinge.

Description	Part Number
Molded J&L Back with Growth Hinge Kits	
Flush Hinge Kit w/Back Hardware	51097
2" Rise 1" Depth Hinge Kit w/Back Hardware	51098
2" Rise 2" Depth Hinge Kit w/Back Hardware	51099
2" Rise 3" Depth Hinge Kit w/Back Hardware	51100
2 1/2" Rise Adjustable Depth Hinge Kit w/Back Hardware	51101
3" Rise 1" Depth Hinge Kit w/Back Hardware	51102
3" Rise 2" Depth Hinge Kit w/Back Hardware	51103
3" Rise 3" Depth Hinge Kit w/Back Hardware	51104

Description	Part Number
Drop Hook Seat Kits	
2 Rail Locks and 2 Hinged Collars	50364
2 Rail Locks and 2 Seat Swing Tabs	50394
2 Seat Swing Tabs and 2 Hinged Collars	50390
4 Rail Locks	50389



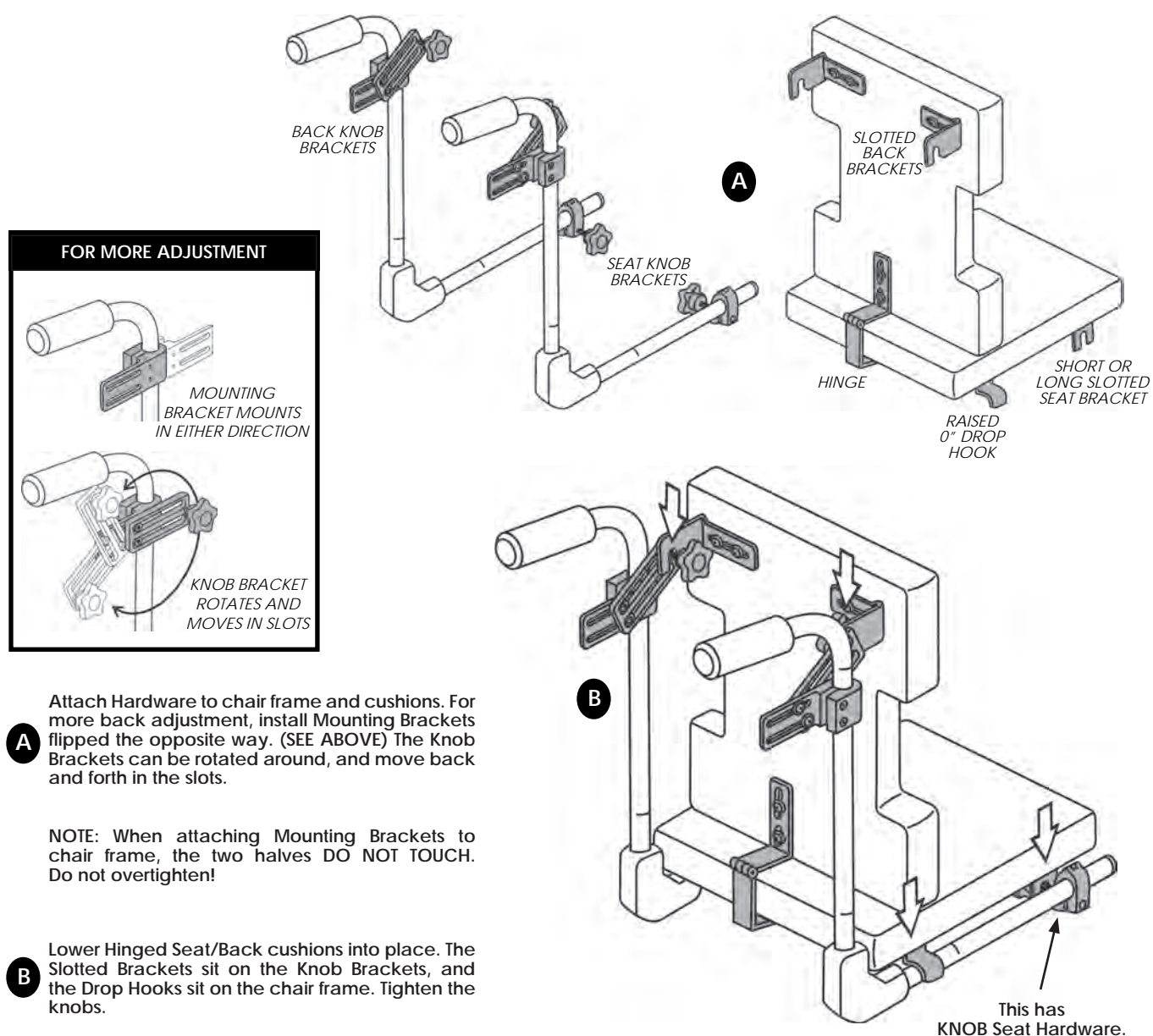
Hinged Seat To Back Hardware Kits

Knob Back Hardware with Knob Seat Hardware

2 KNOB BACK/ 2 KNOB SEAT/ GROWTH HINGE HARDWARE KITS

Features:

- One size fits 7/8" and 1" tubing
- Back kit includes 2 knob back mounting brackets, 2 slotted back brackets, 4 bolts and washers
- Seat kit includes 2 knob seat mounting brackets, 2 slotted seat brackets, hinge, 2 raised zero drop hooks, 16 bolts and washers
- Attach and adjust a seat and back as a single hinged unit



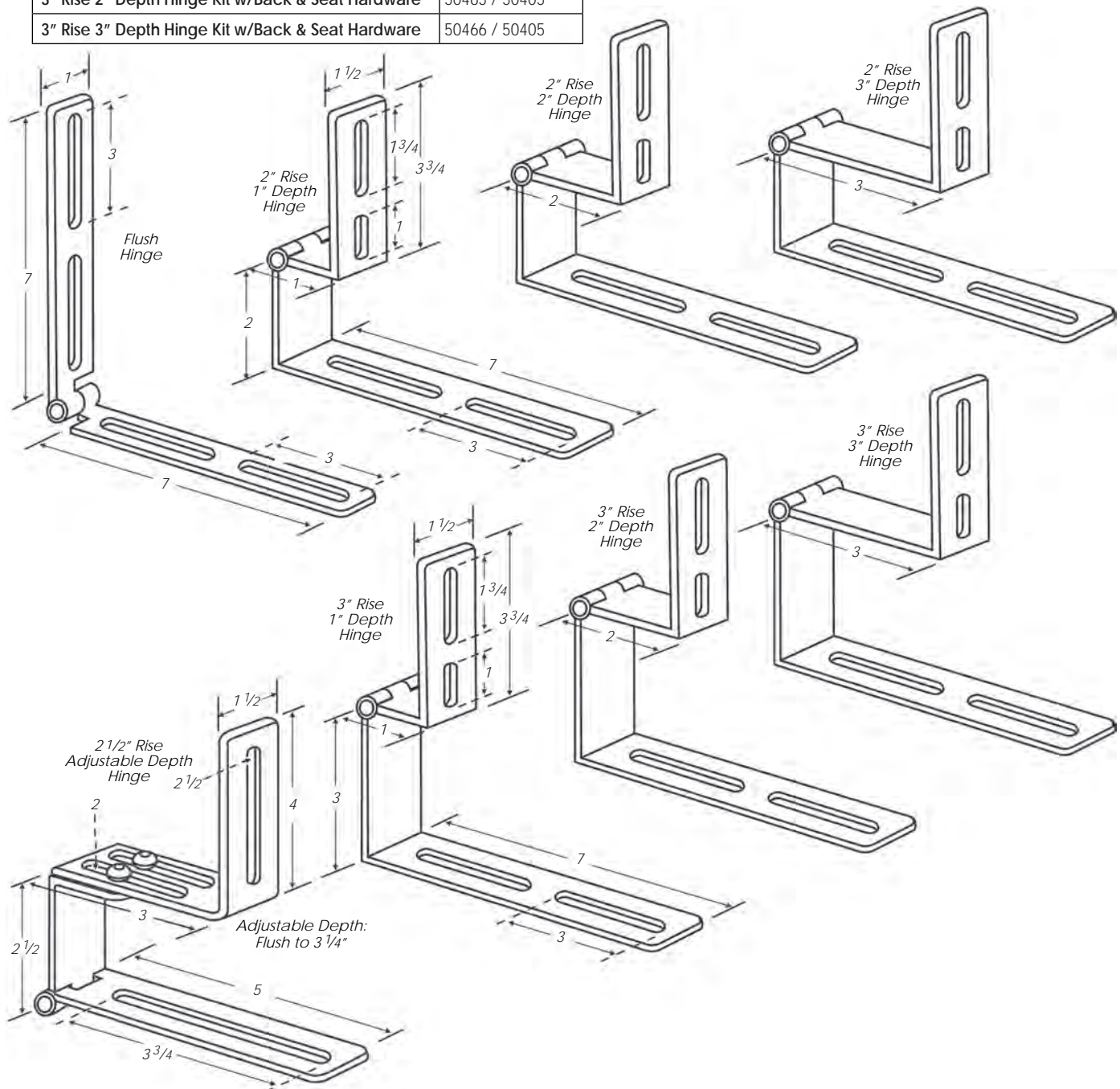
Hinged Seat To Back Hardware Kits

Choose a Kit based on the Hinge. Each one of these Kits include the same Back & Seat Hardware, but have different Hinges. Give both part numbers when ordering.

Description	Part Number
Flush Hinge Kit w/Back & Seat Hardware	50460 / 50405
2" Rise 1" Depth Hinge Kit w/Back & Seat Hardware	50461 / 50405
2" Rise 2" Depth Hinge Kit w/Back & Seat Hardware	50462 / 50405
2" Rise 3" Depth Hinge Kit w/Back & Seat Hardware	50463 / 50405
2 1/2" Rise Adjustable Depth Hinge Kit w/Back & Seat Hardware	51092 / 50405
3" Rise 1" Depth Hinge Kit w/Back & Seat Hardware	50464 / 50405
3" Rise 2" Depth Hinge Kit w/Back & Seat Hardware	50465 / 50405
3" Rise 3" Depth Hinge Kit w/Back & Seat Hardware	50466 / 50405

SEAT KIT 50405 HAS SHORT SLOTTED SEAT BRACKETS.

OPTIONAL LONG SLOTTED SEAT BRACKETS ARE AVAILABLE IN SEAT KIT 50470.



CUSTOM SEATING

BODY POSITIONING

WHEELCHAIR TRAYS

ASSISTIVE TECHNOLOGY

PATIENT TRANSFER

ADAPTIVE SPORTS

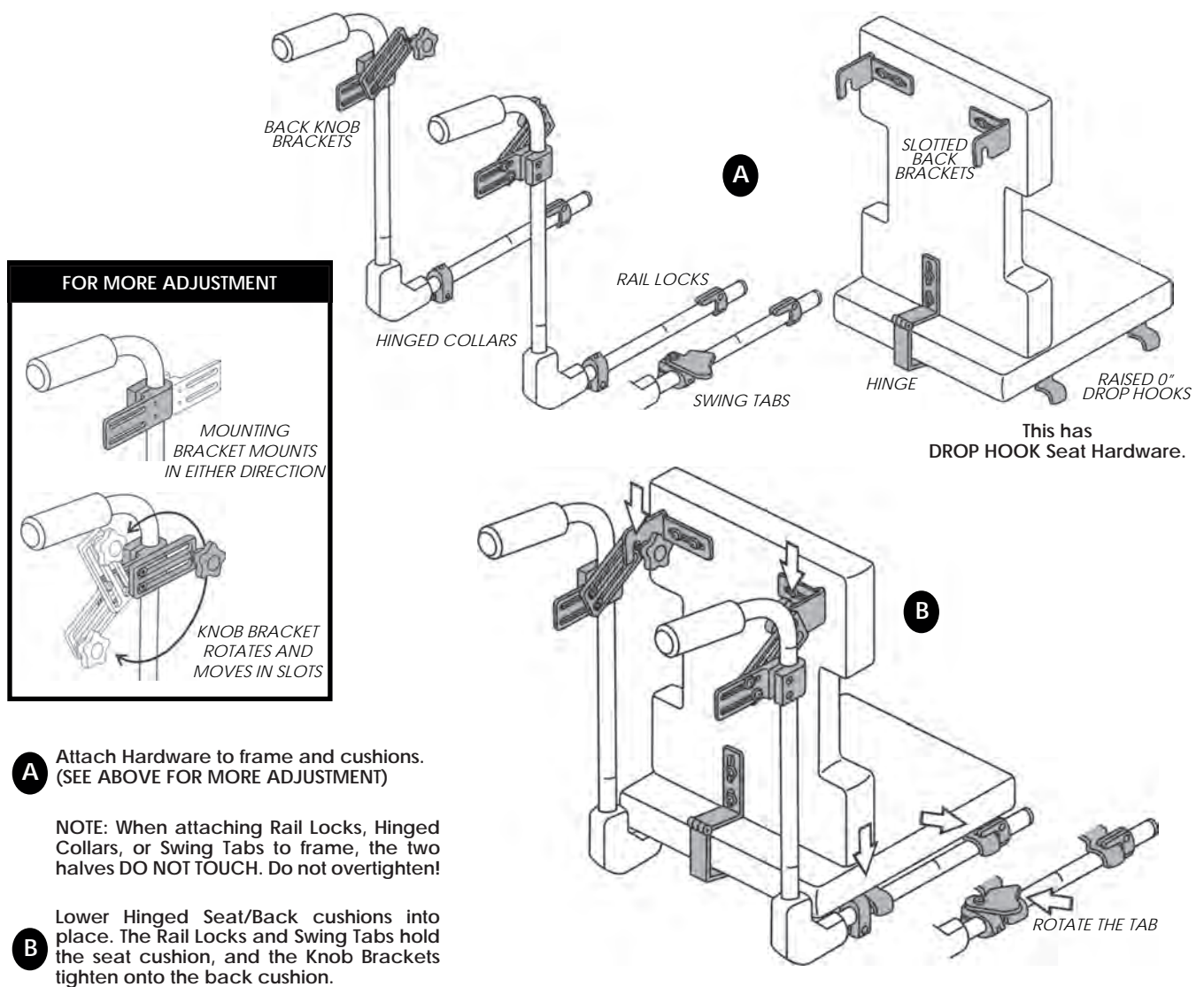
Hinged Seat To Back Hardware Kits

Knob Back Hardware with Drop Hook Seat Hardware

2 KNOB BACK / DROP HOOK SEAT / GROWTH HINGE HARDWARE KITS

Features:

- One size fits 7/8" and 1" tubing
- Back kit includes 2 knob back mounting brackets, 2 slotted back brackets, 4 bolts and washers
- Seat kit includes combinations of universal rail locks, hinged collars, and swing tabs, and also includes 4 raised zero drop hooks, 16 bolts and washers
- Attach and adjust a seat and back as a single hinged unit

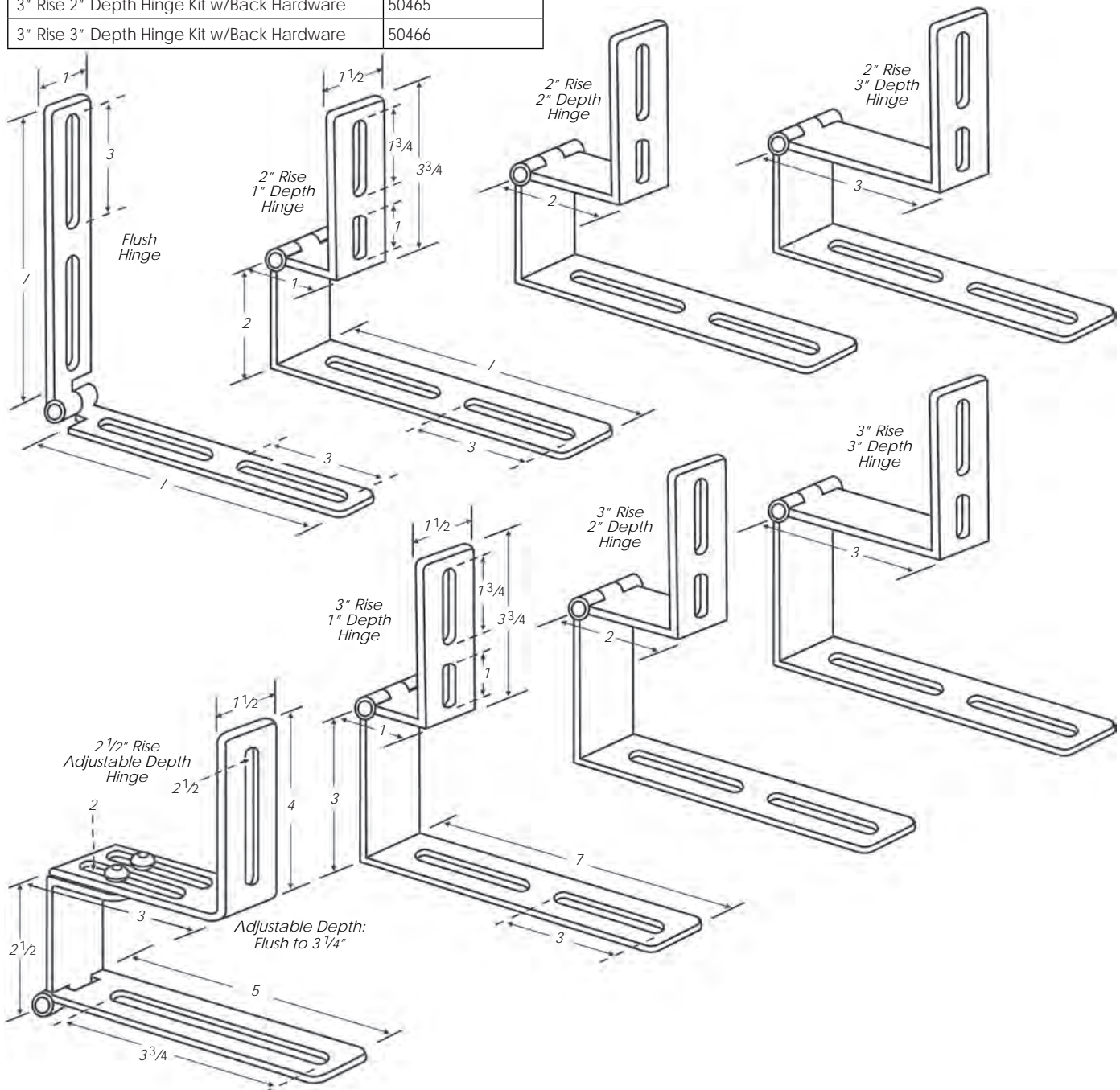


Hinged Seat To Back Hardware Kits

Choose a Back Kit and a Seat Kit. Give both part numbers when ordering.
Each Back Kit includes the same hardware, but has a different Hinge.

Description	Part Number
2 Knob Back with Growth Hinge Kits	
Flush Hinge Kit w/Back Hardware	50460
2" Rise 1" Depth Hinge Kit w/Back Hardware	50461
2" Rise 2" Depth Hinge Kit w/Back Hardware	50462
2" Rise 3" Depth Hinge Kit w/Back Hardware	50463
2 1/2" Rise Adjustable Depth Hinge Kit w/Back Hardware	51093
3" Rise 1" Depth Hinge Kit w/Back Hardware	50464
3" Rise 2" Depth Hinge Kit w/Back Hardware	50465
3" Rise 3" Depth Hinge Kit w/Back Hardware	50466

Description	Part Number
Drop Hook Seat Kits	
2 Rail Locks and 2 Hinged Collars	50364
2 Rail Locks and 2 Seat Swing Tabs	50394
2 Seat Swing Tabs and 2 Hinged Collars	50390
4 Rail Locks	50389



Seat & Back Hardware Kits

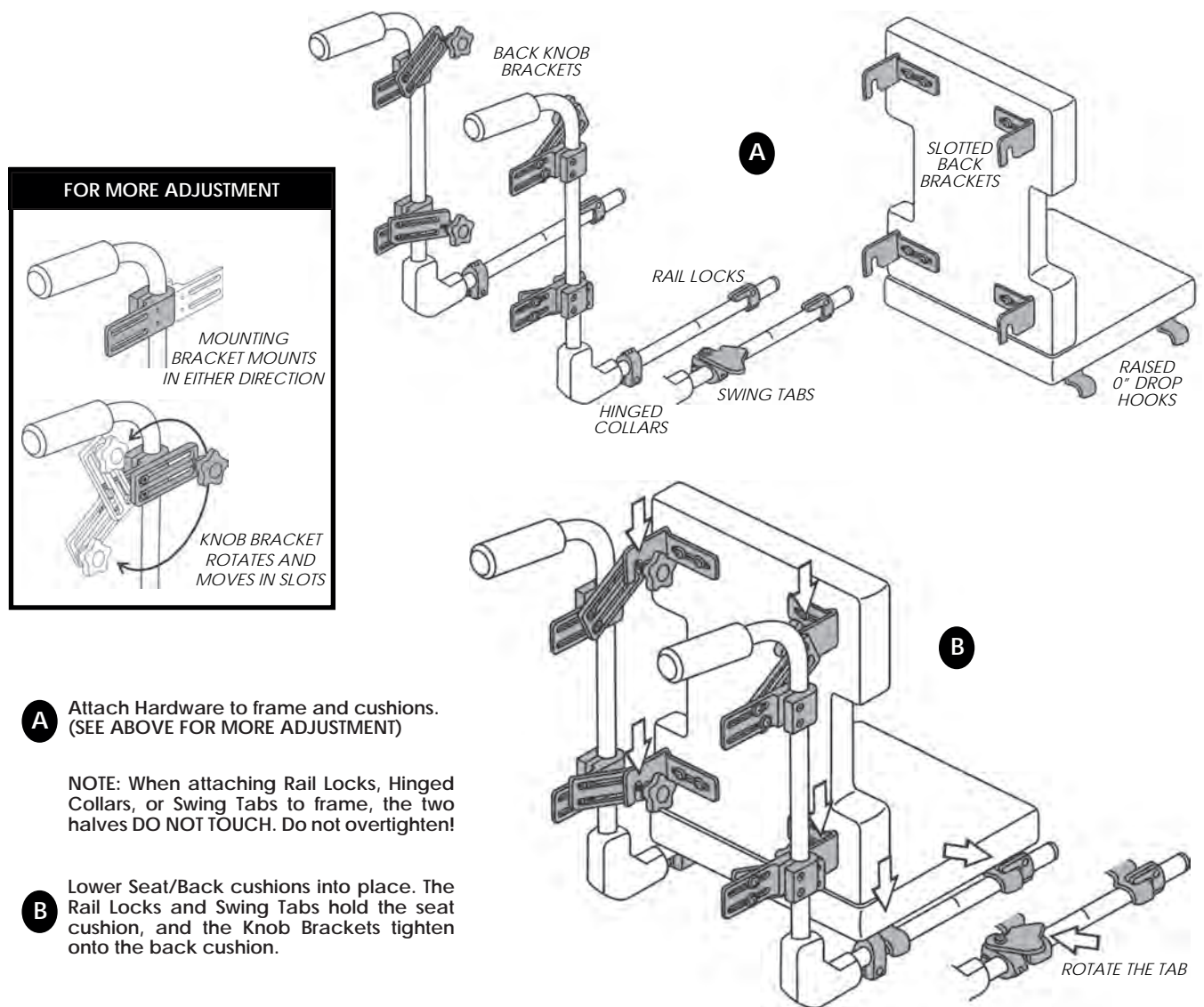
4 KNOB BACK / DROP HOOK SEAT HARDWARE KITS

Features:

- One size fits 7/8" and 1" tubing
- Back kit includes 4 knob back mounting brackets, 4 slotted back brackets, 8 bolts and washers
- Seat kit includes combinations of universal rail locks, hinged collars, and swing tabs, and also includes 4 raised zero drop hooks, 16 bolts and washers

Description	Part Number
4 Knob Back Kit	
Back Hardware	50473
Drop Hook Seat Kits	
2 Rail Locks and 2 Hinged Collars	50364
2 Rail Locks and 2 Seat Swing Tabs	50394
2 Seat Swing Tabs and 2 Hinged Collars	50390
4 Rail Locks	50389

**Choose a Back Kit and a Seat Kit.
Give both part numbers when ordering.**



Seat & Back Hardware Kits

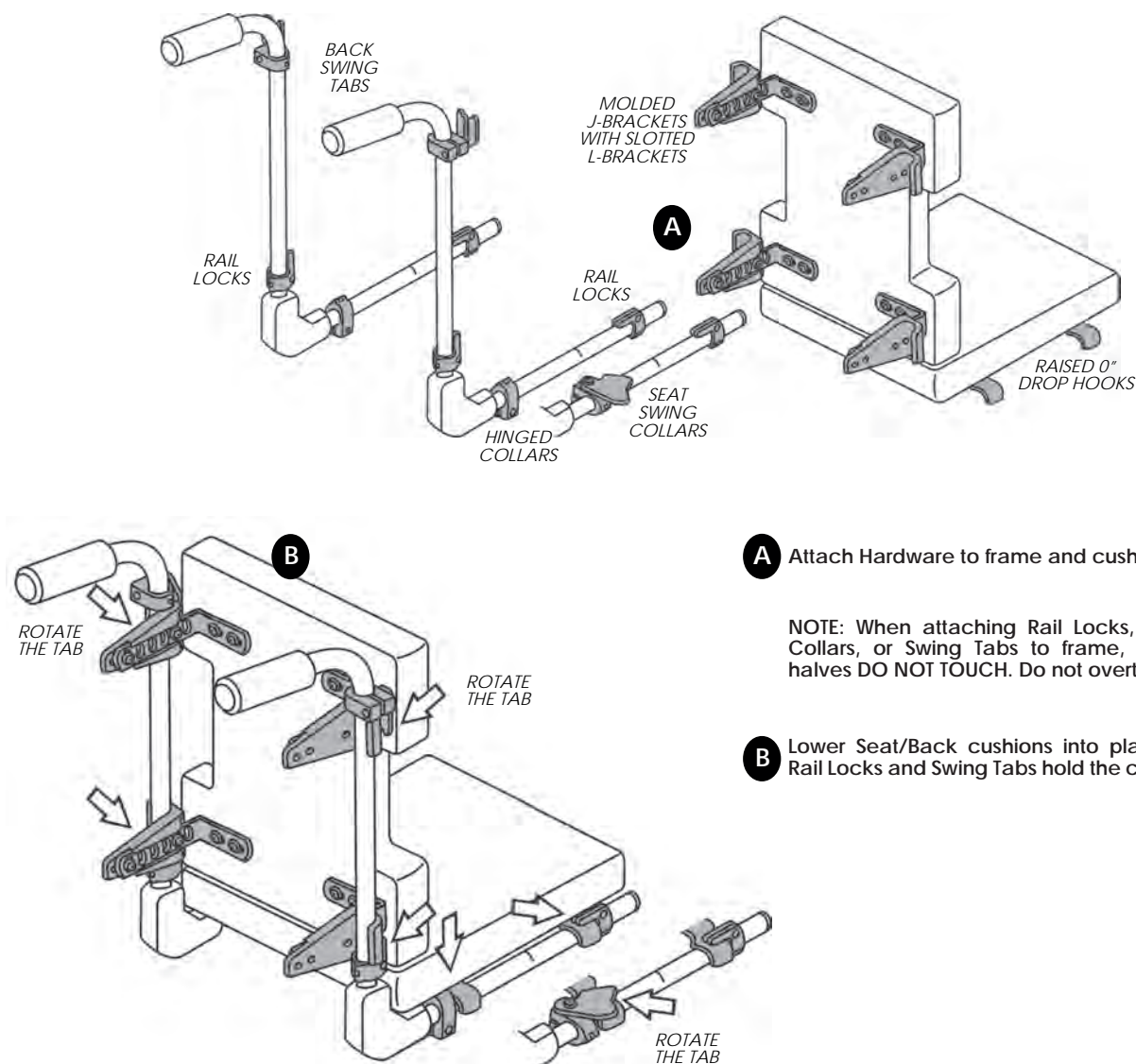
MOLDED J&L BACK / DROP HOOK SEAT HARDWARE KITS

Features:

- Back kit fits 1" tubing, and includes 4 molded J-brackets with slotted L-brackets, 2 universal rail locks, 2 hinged swing tabs, 8 bolts and washers
- Smaller Back kit also available with 2 molded J-brackets with slotted L-brackets, 2 hinged swing tabs, 8 bolts and washers. Smaller kit fits 7/8", 1" and 1 1/8" tubing.
- Seat kit fits 7/8" and 1" tubing, and includes combinations of universal rail locks, hinged collars, and swing tabs, and also includes 4 raised zero drop hooks, 16 bolts and washers

Description	Part Number
Molded J&L Back Kit	
Back Hardware (qty. 4)	50475
Back Hardware (smaller kit, qty. 2)	51096
Drop Hook Seat Kits	
2 Rail Locks and 2 Hinged Collars	50364
2 Rail Locks and 2 Seat Swing Tabs	50394
2 Seat Swing Tabs and 2 Hinged Collars	50390
4 Rail Locks	50389

**Choose a Back Kit and a Seat Kit.
Give both part numbers when ordering.**



A Attach Hardware to frame and cushions.

NOTE: When attaching Rail Locks, Hinged Collars, or Swing Tabs to frame, the two halves **DO NOT TOUCH**. Do not overtighten!

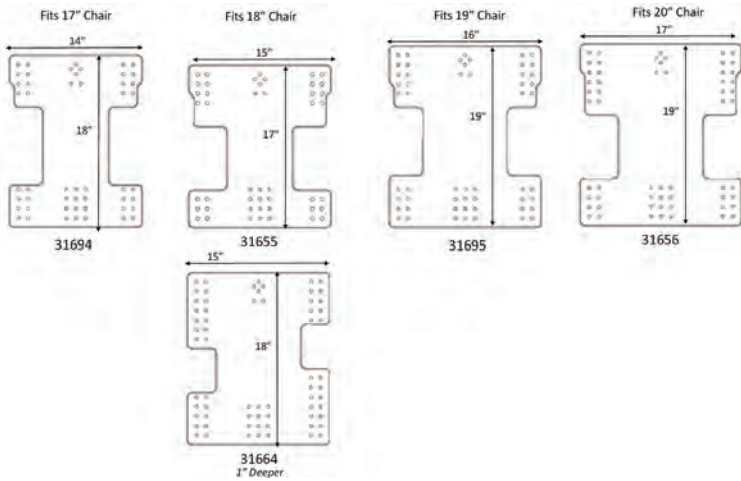
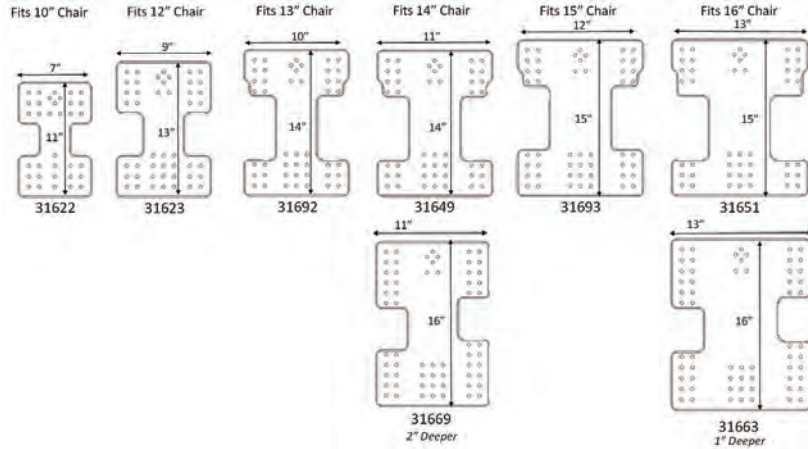
B Lower Seat/Back cushions into place. The Rail Locks and Swing Tabs hold the cushions.

Solid Seat Base & Hardware

STANDARD SOLID DROP SEATS

Features:

- Made of 1/2" thick 9-ply birch wood, painted black
- Comes with sixteen 1/4-20 t-nuts that you install into the pre-drilled holes
- Abductor holes and hinge holes also pre-drilled
- Drop Hardware sold separately



Description	Part Number
Drop Seat	
For chair with 10" wide seat	31622
For chair with 12" wide seat	31623
For chair with 13" wide seat	31692
For chair with 14" wide seat	31649
For chair with 15" wide seat	31693
For chair with 16" wide seat	31651
For chair with 17" wide seat	31694
For chair with 18" wide seat	31655
For chair with 19" wide seat	31695
For chair with 20" wide seat	31656
Extra Long Drop Seat	
For chair with 14" wide seat	31669
For chair with 16" wide seat	31663
For chair with 18" wide seat	31664
Custom I Solid Drop Seat	
Made to your specifications	Quote



SOLID SEAT INSERTS

Features:

- Made of 3/8" thick 7-ply birch with clear melamine surface
- No pre-drilled holes or t-nuts



Description	Part Number
Solid Seat Insert	
16" x 16"	31640
16" x 18"	31641
18" x 18"	31411

Solid Seat Base & Hardware

FIXED DROP KITS

Features:

- Each kit includes 4 drop hooks, 8 bolts with Patchlock™ and 8 washers
- Drop hooks are slotted 1" on center
- Use with Frame Hardware Kit (bottom of page, sold separately)



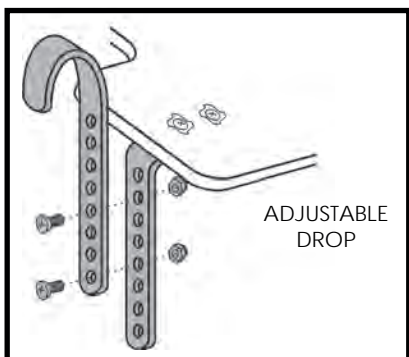
Description	Part Number
For chair with 7/8" tubes	
1" Drop	32617H
2" Drop	32618H
For chair with 1" tubes	
1" Drop	32603H
2" Drop	32604H

USE WITH FRAME HARDWARE KIT
AT BOTTOM OF PAGE --
NOT INCLUDED, PURCHASE SEPARATELY

ADJUSTABLE DROP KITS

Features:

- Each kit includes 4 J-brackets, 4 L-brackets, 8 bolts and locking nuts, and 8 bolts with Patchlock™ and washers
- L-brackets are slotted 1" on center
- Use with Frame Hardware Kit (below, sold separately)



USE WITH FRAME HARDWARE KIT BELOW --
NOT INCLUDED, PURCHASE SEPARATELY

Description	Part Number
For chair with 7/8" tubes	32517
For chair with 1" tubes	32518



FRAME HARDWARE KIT FOR DROP KITS

Features:

- Fits both 7/8" and 1" tubes
- Kit includes 2 universal rail locks and 2 seat swing tabs
- NOTE: Do not overtighten! When tightening Rail Locks and Swing Tabs onto tubing, the two halves DO NOT TOUCH.

Description	Part Number
Fits 7/8" and 1" tubes	50474



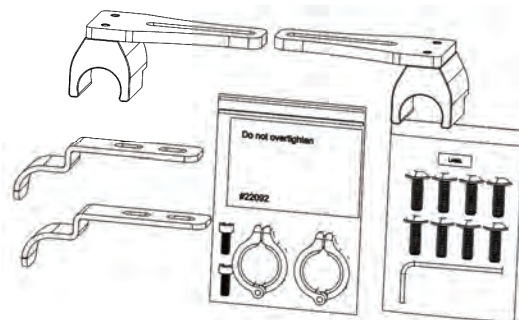
Seat Hardware Kits

SNAP ON SEAT HARDWARE

Features:

- Simple attachment and removal of seating system
- Allows the seat to snap onto 1" tubing wheelchair frame with ease
- Installs on standard T-Nut Pattern

Description	Part Number
Snap On Seat Hardware - 1 pair	50616
Snap On Seat Hardware - 2 pair	50617
Snap on Seat Hardware with Raised Drop Hooks and Universal Rail Locks	50618

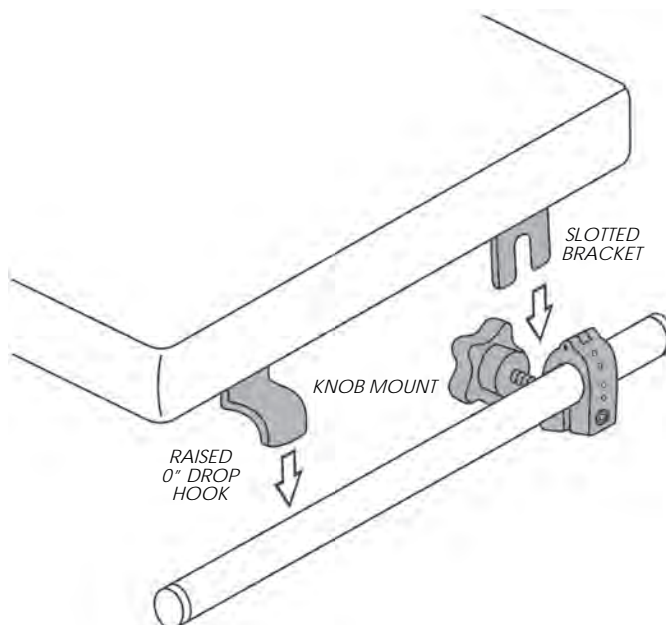


2 KNOB SEAT HARDWARE KIT

Features:

- Simple to adjust
- One size fits 7/8", 1", and 1 1/8" tubing
- Each kit includes 2 knob mounting brackets, 2 slotted seat brackets, 2 raised zero drop hooks, 8 bolts and washers
- Optional long slotted seat brackets are for use on chairs that fold, the extra length allows the hardware to be correctly positioned around the crossframe
- NOTE: When attaching the Knob Mounting Brackets to the chair frame, the two halves DO NOT TOUCH. Do not overtighten!

Description	Part Number
2 Knob Seat Hardware Kit	
With short slotted seat brackets	50405
2 Knob Seat Hardware Kit	
With long slotted seat brackets	50470
Long Slotted Seat Brackets	
Pair only, no knob hardware	50399



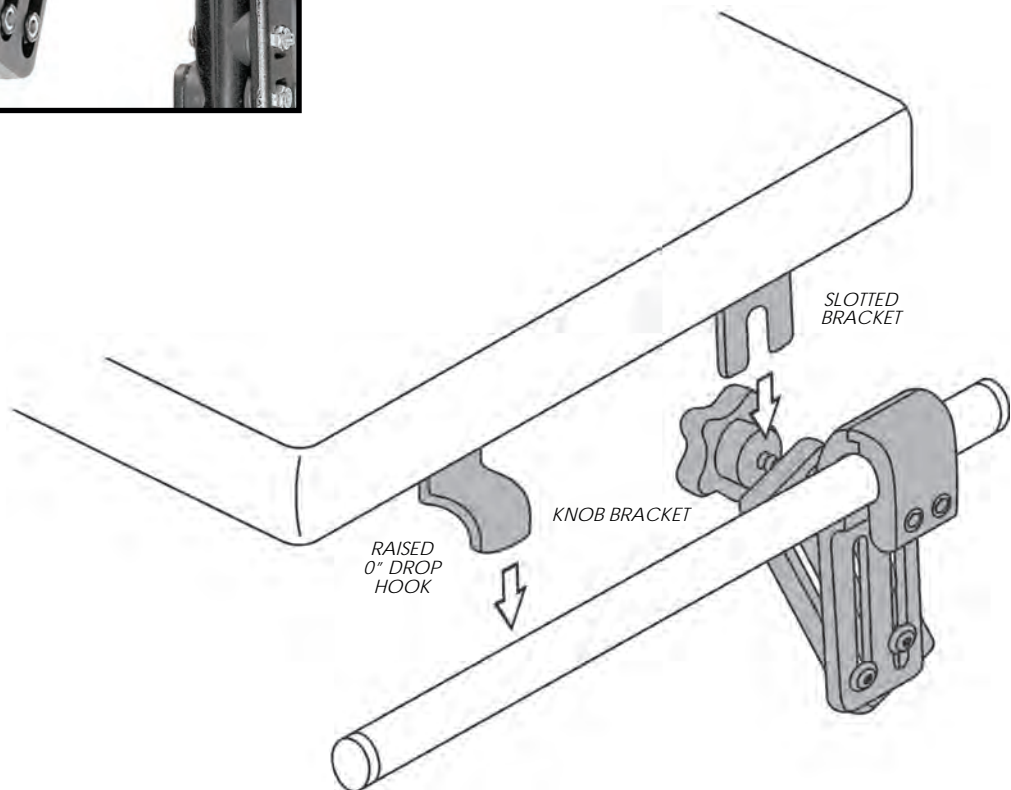

Seat Hardware Kits

WRAP AROUND SEAT HARDWARE KITS

Features:

- One size fits 7/8" and 1" tubing
- Larger size fits 1 3/8" tubing on Ki Mobility Tsunami and Rogue chairs
- Adjusts up to 4" vertically
- Adjust the angle of the knob over 180°
- Adjust seat for anterior and posterior tilt
- Allows hardware to be positioned to avoid brakes, armrest, and other obstacles
- Wrap around design holds securely in place
- Each kit includes all bolts, locking nuts, and washers needed to install

Description	Part Number
2 Knob Wrap Around Kit, 7/8" and 1" tubing	50467
4 Knob Wrap Around Kit, 7/8" and 1" tubing	50468
2 Knob Wrap Around Kit, 1 3/8" tubing	50494
4 Knob Wrap Around Kit, 1 3/8" tubing	50495




Seat Hardware Kits

DROP HOOK SEAT HARDWARE KITS

Features:

- Each kit includes combinations of universal rail locks, hinged collars, swing tabs, and 8 bolts with washers



Description	Part Number	Description	Part Number
Drop Hook Seat Hardware Kits for 7/8" Chair			
With 2 Rail Locks & 2 Hinged Collars		With 2 Rail Locks & 2 Swing Tabs	
0" Drop (Raised)	50364	0" Drop (Raised)	50394
1" Drop	50357	1" Drop	50396
2" Drop	50359	2" Drop	50397
With 2 Swing Tabs & 2 Hinged Collars		With 4 Rail Locks	
0" Drop (Raised)	50390	0" Drop (Raised)	50389
1" Drop	50483	1" Drop	50482
2" Drop	50485	2" Drop	50484
Drop Hook Seat Hardware Kits for 1" Chairs			
With 2 Rail Locks & 2 Hinged Collars		With 2 Rail Locks & 2 Swing Tabs	
0" Drop (Raised)	50364	0" Drop (Raised)	50394
1" Drop	50360	1" Drop	50398
2" Drop	50485	2" Drop	50392
With 2 Swing Tabs & 2 Hinged Collars		With 4 Rail Locks	
0" Drop (Raised)	50390	0" Drop (Raised)	50389
1" Drop	50481	1" Drop	50480
2" Drop	50393	2" Drop	50391

Drop Hook Seat Hardware should be used on seats WHEN A BACK IS ALSO USED

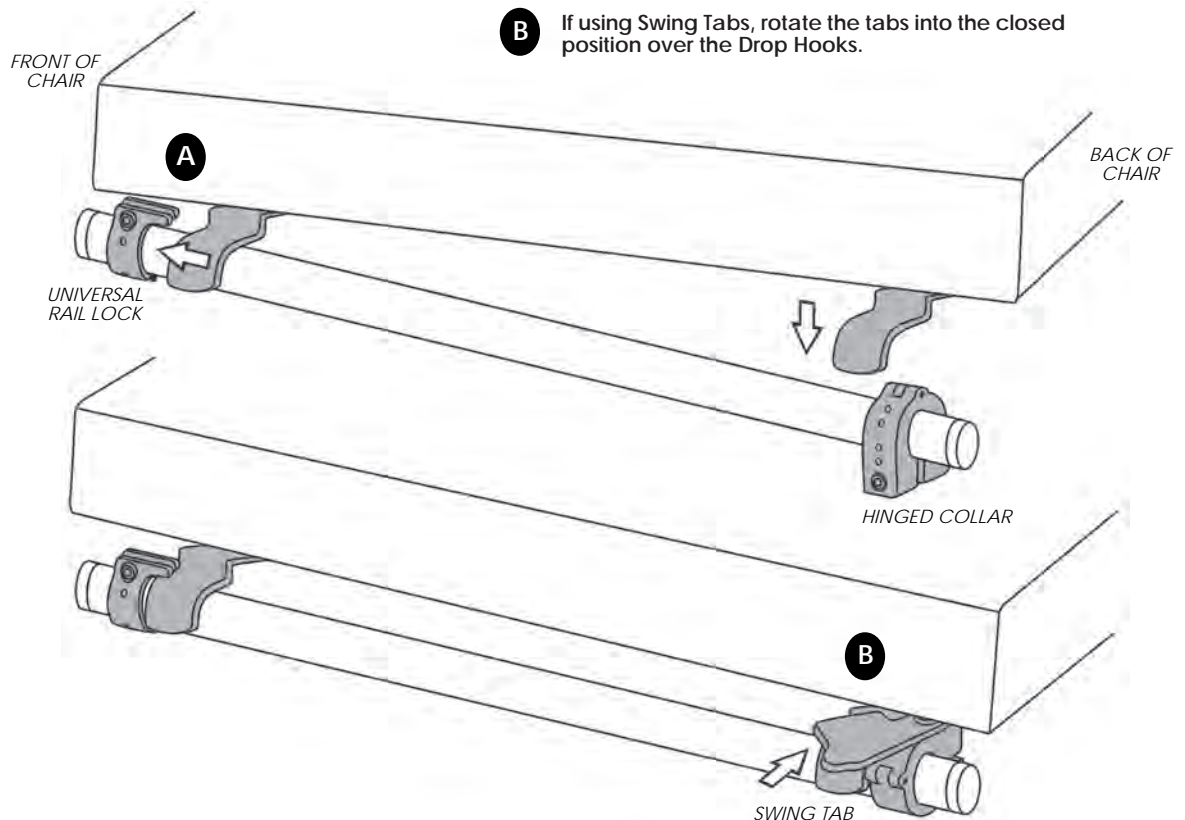
A

Attach Drop Hooks to underside of seat. Attach Hardware to frame. Flip seat over and tilt it so Drop Hooks slide into Rail Locks. Lower other side of seat so Drop Hooks are positioned touching the Hinged Collars or Swing Tabs.

NOTE: When attaching Rail Locks, Hinged Collars, or Swing Tabs to chair frame, the two halves DO NOT TOUCH. Do not overtighten!

B

If using Swing Tabs, rotate the tabs into the closed position over the Drop Hooks.



Back Hardware Kits

WRAP AROUND BACK HARDWARE KITS

Features:

- One size fits 7/8" and 1" tubing
- Adjusts up to 4" horizontally
- Adjust the angle of the knob over 180°
- The kit can be mounted on the cane lower or higher than the mounting bracket that is attached to the back
- Wrap around design holds securely in place
- Each kit includes all bolts, locking nuts, and washers needed to install

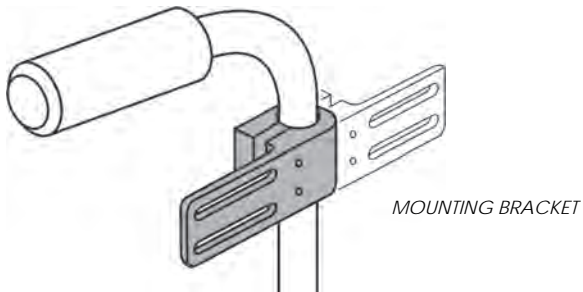
Description

Part Number

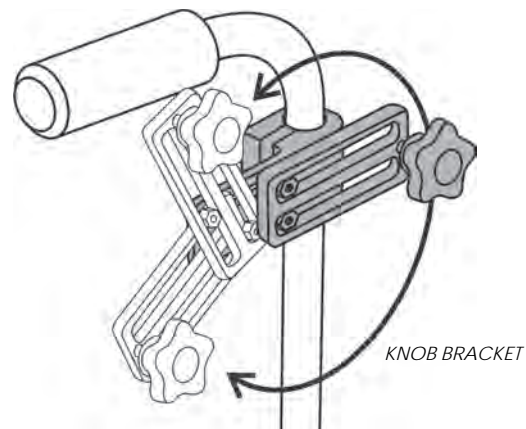
2 Knob Wrap Around Back Hardware Kit	50472
4 Knob Wrap Around Back Hardware Kit	50473



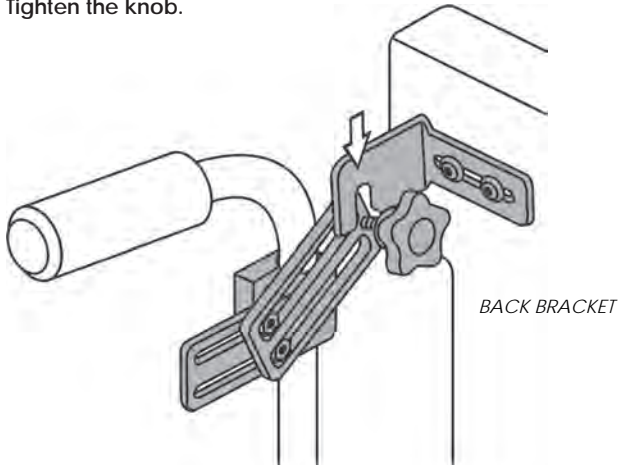
To achieve maximum growth adjustment, the Mounting Bracket can be installed on the cane in either direction.



To achieve maximum angle and growth adjustment, the Knob Bracket can be rotated around, and slid back and forth in slots.



The Back Bracket sits on the Knob Bracket. Tighten the knob.



CUSTOM SEATING

BODY POSITIONING

WHEELCHAIR TRAYS

ASSISTIVE TECHNOLOGY

PATIENT TRANSFER

ADAPTIVE SPORTS

Back Hardware Kits

MOLDED J&L BACK HARDWARE KIT

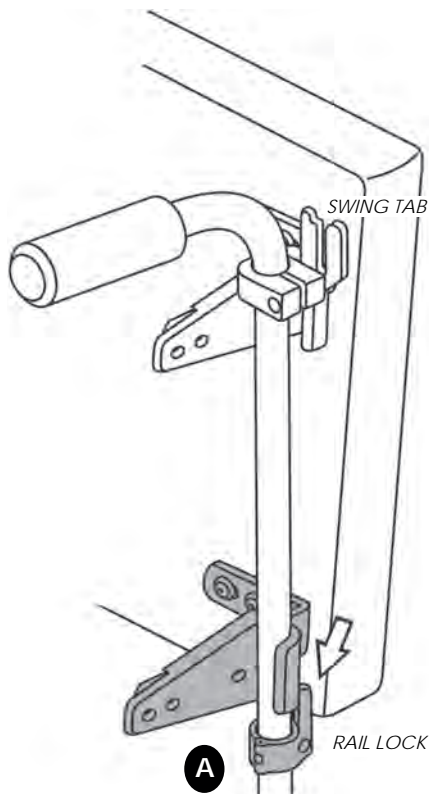
Features:

- Each kit fits 1" tubing and includes 4 molded J-brackets with slotted L-brackets, 2 universal rail locks, 2 hinged swing tabs, 8 bolts and washers
- Smaller kit also available with 2 molded J-brackets with slotted L-brackets, 2 hinged swing tabs, 8 bolts and washers. Smaller kit fits 7/8", 1" and 1 1/8" tubing.
- Molded J allows 10° adjustment in back to cane angle
- Heavy duty kit has a reinforced L-bracket
- Long L kit gives more flexibility in mounting the back in front of the canes (Long L kit is not intended for positioning the back between the canes)
- Swing tab holds securely against built-in stop
- Easy to install and adjust
- No-rattle design fits tight

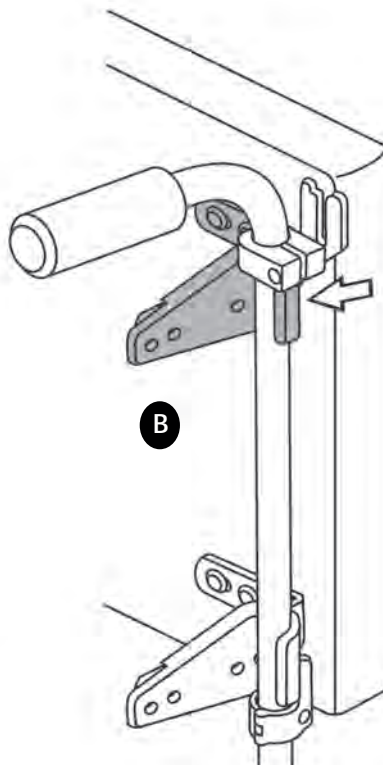
Description	Part Number
Molded J&L Kit (qty. 4)	50475
Molded J & Heavy Duty L Kit (qty. 4)	50499
Molded J & Long L Kit (qty. 4)	50469
Molded J&L Kit (smaller kit, qty. 2)	51096



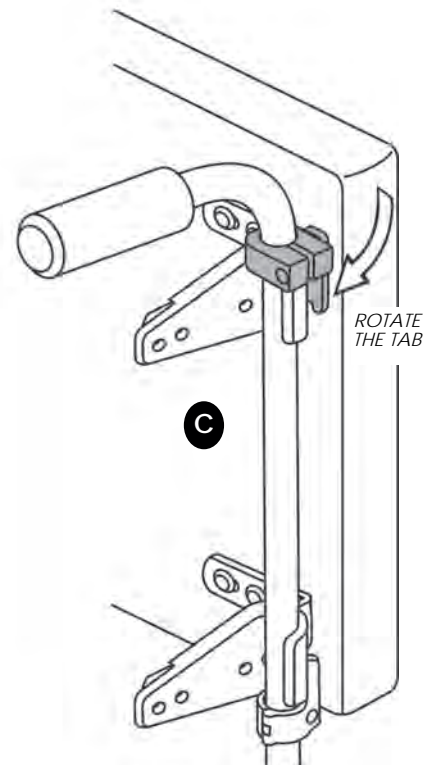
A Attach Swing Tab and Rail Locks to chair frame. Tilt cushion and set the lower J-Brackets into Rail Locks.



B Straighten cushion so the upper J-Brackets are positioned below the Swing Tabs.



C Rotate the tab into the closed position.

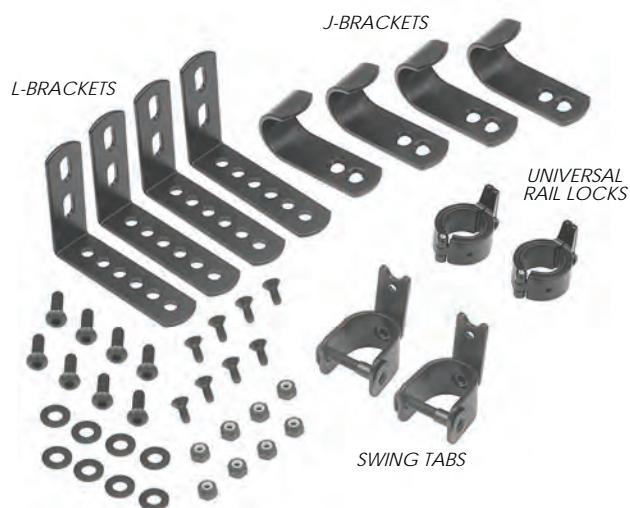


Back Hardware Kits

J&L BACK HARDWARE KITS

Features:

- Each kit includes 4 L-brackets, 4 J-brackets, 2 swing tabs, 2 universal rail locks, 8 bolts with locking nuts and 8 bolts with washers

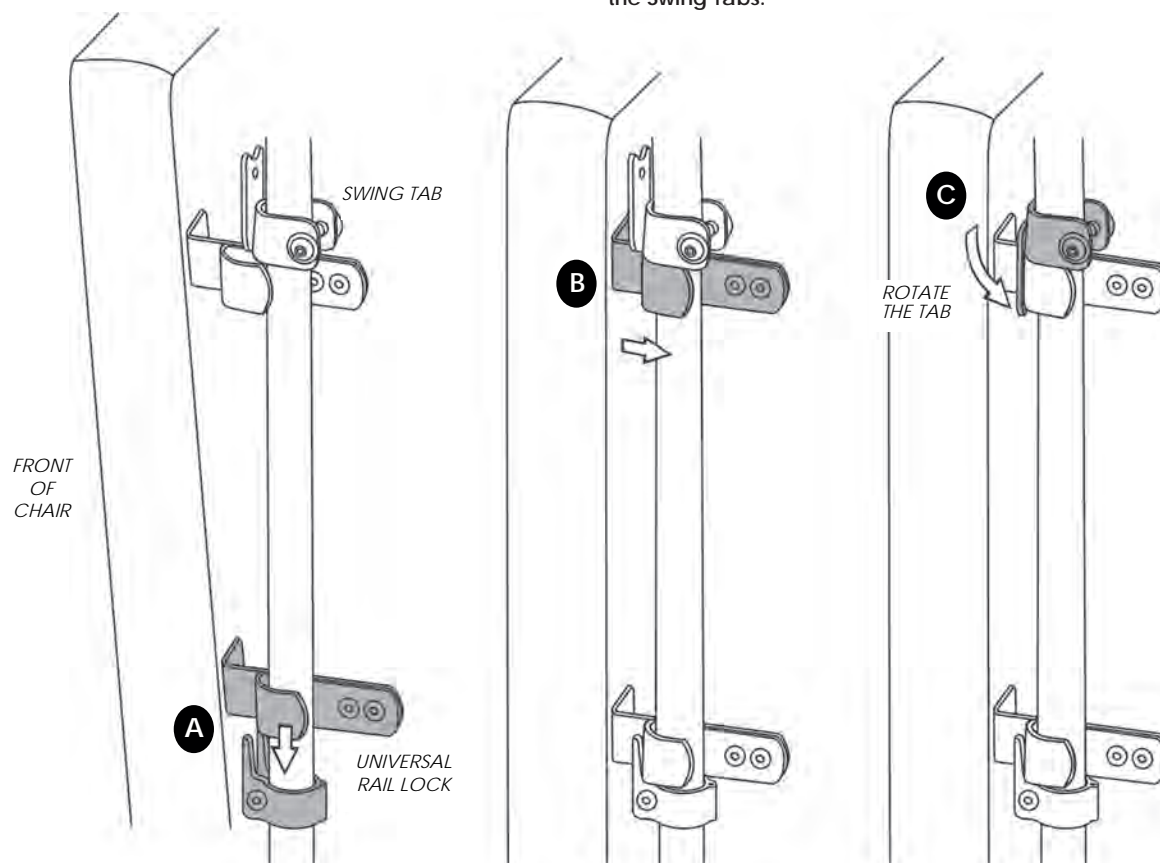


Description	Part Number
J&L Back Hardware Kits for 7/8" Chair	
6-hole L-brackets, 2-hole J-brackets	50290
6-hole L-brackets, 4-hole J-brackets	50291
6-hole L-brackets, 6-hole J-brackets	50297
10-hole L-brackets, 2-hole J-brackets	50329
2-hole Set Lock* L-brackets, 6-hole J-brackets	50331
5-hole Set Lock* L-brackets, 6-hole J-brackets	50333
J&L Back Hardware Kits for 1" Chair	
6-hole L-brackets, 2-hole J-brackets	50295
6-hole L-brackets, 4-hole J-brackets	50292
6-hole L-brackets, 6-hole J-brackets	50296
10-hole L-brackets, 2-hole J-brackets	50330
2-hole Set Lock* L-brackets, 6-hole J-brackets	50332
5-hole Set Lock* L-brackets, 6-hole J-brackets	50334
J&L Back Hardware Kit for Chair that is both 7/8" and 1"	
6-hole L-brackets, 2-hole J-brackets	50395
Hinged Back Hardware Kits	
6-hole L's, 2-hole J's, 2" Offset Hinge for 7/8" Chair	50293
6-hole L's, 2-hole J's, 2" Offset Hinge for 1" Chair	50294

A Attach Swing Tab and Rail Locks to chair frame. Tilt cushion and set the lower J-Brackets into Rail Locks.

B Straighten cushion so the upper J-Brackets are positioned below the Swing Tabs.

C Rotate the tab into the closed position.



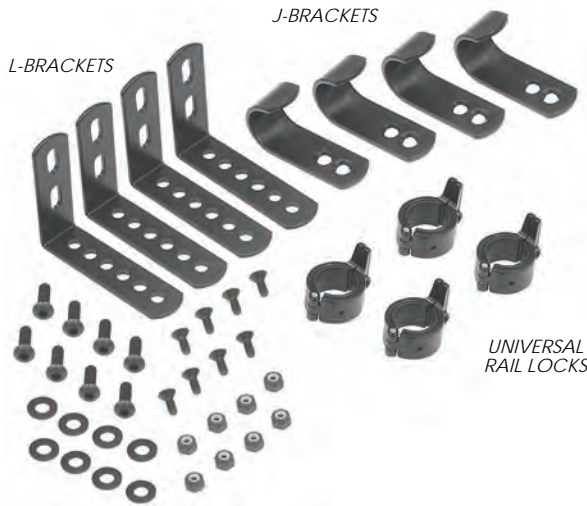
Back Hardware Kits

J&L FIXED BACK HARDWARE KITS

Features:

- Each kit includes 4 L-brackets, 4 J-brackets, 4 universal rail locks, 8 bolts with locking nuts and 8 bolts with washers
- For non-removable back

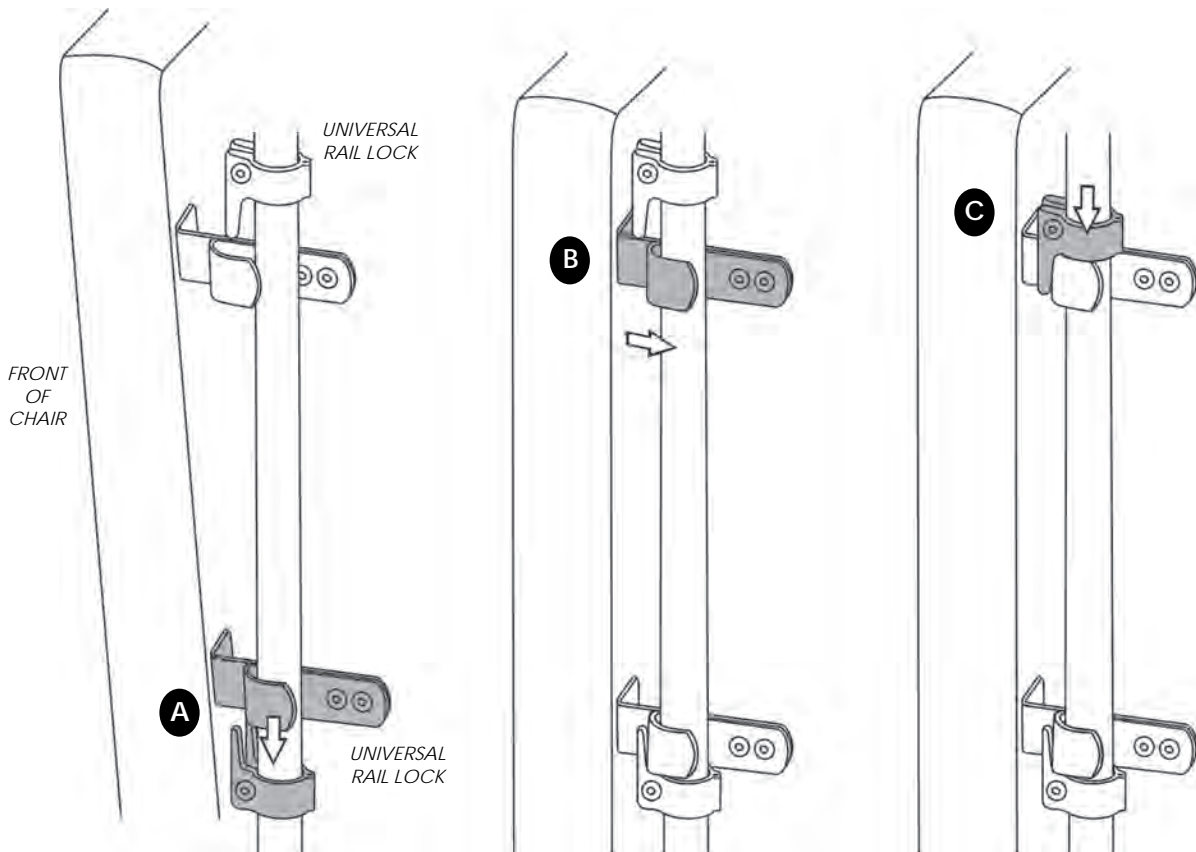
Description	Part Number
J&L Fixed Back Hardware Kit for 7/8" Chair	
6-hole L-brackets, 2-hole J-brackets	50471
J&L Fixed Back Hardware Kit for 1" Chair	
6-hole L-brackets, 2-hole J-brackets	50486



A Attach Universal Rail Locks to chair frame. Tilt cushion and set the lower J-Brackets into Universal Rail Locks.

B Straighten cushion so the upper J-Brackets are positioned below the upper Universal Rail Locks.

C Move the upper Universal Rail Locks down the cane to hold the upper J-brackets in place. Tighten the upper Rail Locks.

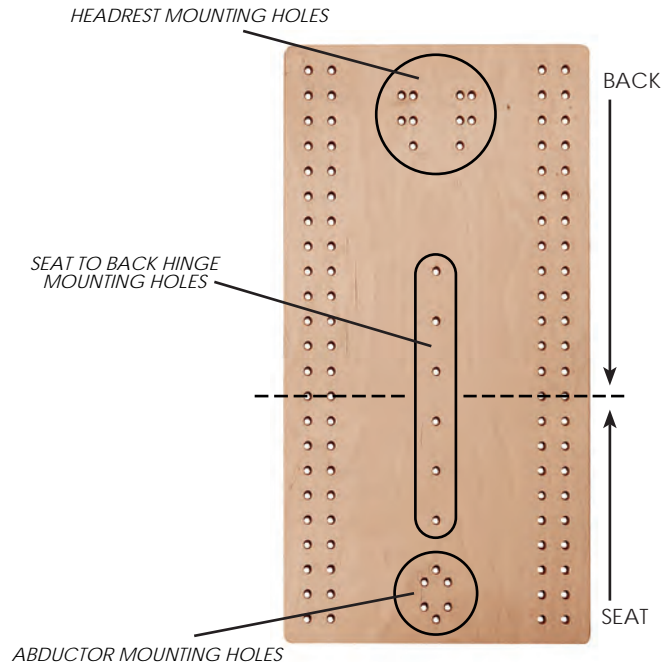


Solid Base & Hardware

SOLID BACK/SEAT BOARD

Features:

- Made of 1/2" thick 9-ply birch wood
- Pre-drilled holes
- Cut to fit for back or seat
- T-nuts sold separately



Description	Part Number
11" x 20", for 14" chair	31635
12" x 20", for 15" chair	31612
13" x 20", for 16" chair	31636
14" x 20", for 17" chair	31619
15" x 24", for 18" chair	31637
16" x 24", for 19" chair	31620
17" x 24", for 20" chair	31638
18" x 24", for 21" chair	31621
1/4-20 T-nuts, 50	33075

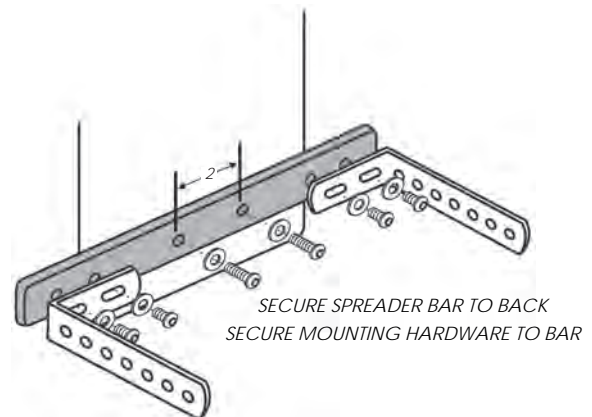
SPREADER BARS

Features:

- Use with T-Backs to provide a means to attach lower mounting hardware
- Black, aluminum
- 1" tall, 1/4" thick
- Includes bolts and washers



Description	Part Number
For 12" Chair, 9 1/4" Bar	50080-12
For 13" Chair, 10 1/4" Bar	50080-13
For 14" Chair, 11 1/4" Bar	50080-14
For 15" Chair, 12 1/4" Bar	50080-15
For 16" Chair, 13 1/4" Bar	50080-16
For 17" Chair, 14 1/4" Bar	50080-17
For 18" Chair, 15 1/4" Bar	50080-18
For 19" Chair, 16 1/4" Bar	50080-19
For 20" Chair, 17 1/4" Bar	50080-20



CUSTOM SEATING

BODY POSITIONING

WHEELCHAIR TRAYS

ASSISTIVE TECHNOLOGY

PATIENT TRANSFER

ADAPTIVE SPORTS

Headrests


MULTI-AXIS OFFSET HEADREST HARDWARE

Features:

- Adjusts horizontally, vertically, and pivots on a ball
- Ball diameter is 1", rod is 6" long
- Features a positioning stop collar which allows you to remove the headrest assembly without changing the desired headrest position
- Mounting plate is compatible with both 1 7/8" and 2" on center hole spacing
- Easily attaches to power wheelchairs

Description	Part Number
Multi-Axis Offset Headrest Hardware	50215

CE compliant



HEADREST PAD
SOLD SEPARATELY



MULTI-AXIS

*The Multi-Axis Hardware
and Surelock Hardware
both easily attach to
power wheelchairs*

HEADREST PADS
SOLD SEPARATELY



SURELOCK

HEADREST HORIZONTAL SLIDE MOUNT

Features:

- Specially modified channel allows the headrest mounting bracket to move laterally left or right approximately 2" off centerline
- Use with Therafin's Multi-Axis and Surelock headrest hardware
- Accommodates a user with asymmetrical alignment resulting in the head position not along the centerline of the back
- Outside dimensions: 6.75" wide x 1.9" tall

Description	Part Number
Horizontal Slide Mount channel and attaching bolts	32975



CUSTOM SEATING

BODY POSITIONING

WHEELCHAIR TRAYS

ASSISTIVE TECHNOLOGY

PATIENT TRANSFER

ADAPTIVE SPORTS

Headrests

SURELOCK SQUARE BAR HEADREST HARDWARE

Features:

- Positive locking joints allow for easy adjustment
- Ball diameter is 1"
- Features a positioning stop collar which allows you to remove the headrest assembly without changing the desired headrest position
- Mounting plate is compatible with both 1 7/8" and 2" on center hole spacing
- Easily attaches to power wheelchairs

Description	Part Number
Surelock Square Bar Headrest Hardware	50218

CE compliant



HEADREST PAD
SOLD SEPARATELY



Surelock Headrest video:
tinyurl.com/SurelockHeadrest

CUSTOM SEATING

BODY POSITIONING

HEADREST MOUNTING HARDWARE

Features:

- Use with headrest assemblies
- Slotted for 1 7/8" and 2" spacing


Description	Part Number
Mounting Plate with Lever	32967
Mounting Plate and Knob	32910B
Extension Bar	32477

IMPROVED
MOUNTING PLATE
WITH LEVER

32967



KNOB



32910B

EXTENSION BAR
32477



WHEELCHAIR TRAYS


ASSISTIVE TECHNOLOGY

HEADREST ADAPTER PLATE

Features:

- Switch head supports without modifying back
 - Designed to mount onto standard Therafin back t-nut pattern
 - 3 1/2" x 3 1/2" plate is 5/16" thick black anodized aluminum
 - Rotation feature to align 10-32 and M6 (metric) hole patterns
- Will support the following listed manufacturers head supports, though not all models from each manufacturer will be supported:
- Millers
 - AEL (10-32 thread)
 - Freedom Designs (center mount knob not supported)
 - Otto Bock (both 10-32 thread and M6 metric thread)
 - AES
 - Whitmyer (flipdown and standard)
 - CRE (2" sq.)
 - Stealth

Description	Part Number
Headrest Adapter Plate	32825



PATIENT TRANSFER

ADAPTIVE SPORTS

Headrests

FLIPDOWN HEADREST HARDWARE, BALL MOUNT

Features:	Description	Part Number
<ul style="list-style-type: none"> A solution for individuals who only use or need head support on a limited basis Hardware allows for 3 1/2" in height adjustment Headrest pad on Ball Mount can be adjusted 1" horizontally Base channel easily attaches to chair Headrest easily flips down with the push of a button Use with Soft headrest pads on or Molded headrest pads (sold separately) 	Flipdown Headrest Hardware, Ball Mount	50230



UNIVERSAL HEAD STRAP

Features:	Description	Part Number
<ul style="list-style-type: none"> 36" x 1.5" 5MM loop backed neoprene strip with hook strip attached to anchor Wrap around forehead to keep head securely positioned to headrest Can be used with any headrest 	Universal Head Strap	31866



CUSTOM SEATING

BODY POSITIONING

WHEELCHAIR TRAYS

ASSISTIVE TECHNOLOGY

PATIENT TRANSFER

ADAPTIVE SPORTS

THERAFIN'S SQUEEZE MACHINE

Full Squeeze Machine 32526

What is the purpose of the Squeeze Machine?

The Squeeze Machine was initially designed by Temple Grandin, PhD, to apply deep pressure laterally at the control of the user. The deep touch stimulation is applied evenly. Studies have shown that deep pressure resembling a human hug may provide a calming effect on some individuals with Autism and Hyperactivity.



What are some observations to determine if the Squeeze Machine is an appropriate form of therapy?

- Individuals crave deep pressure (hugs, under cushions, under mattress)
- Individuals that have an approach-avoid reaction to deep pressure and show signs of being tactically defensive.

Who can use the Squeeze Machine?

- Therapy Clinics, Schools, and Individuals
- The Squeeze Machine adjusts to various widths and is also angle adjustable to accommodate the hips and shoulders.
- Children and Adults
- Children 5yrs and older
- Adults 250 pounds and under

What is the size?


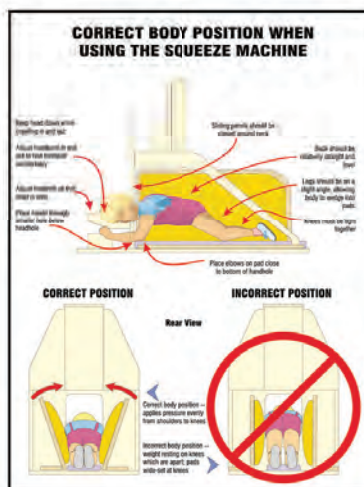
32" wide by 60" long and 60" tall

About the Machine:

Fully assembled. Includes air compressor to safely power the pneumatic controls.



User controls compression



Pads in compressed position

Headrest Pads

PRO FIT ADJUST HEADREST PADS

Features:

- Adjustable width feature captures the head and provides a better fit
- Extremely strong adjustable locking joints, set it and it stays
- High quality foam for a comfortable feel, with a removable cover
- Available in two sizes, it can comfortably fit an adult or child
- Easy to use split collar for attaching to a standard 1" diameter ball headrest bracket
- Use with any headrest hardware except Flipdown Flat Mount (headrest hardware sold separately)

Description	Part Number
ProFit Headrest Pad w/Smooth Cover	
Small	50368
Large	50369
ProFit Headrest Pad w/ Knit Cover	
Small	50363
Large	50361
Smooth Replacement Cover	
Small	50358
Large	50370
Knit Replacement Cover	
Small	50371
Large	50372



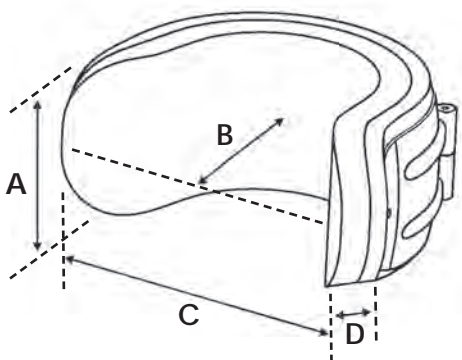
CE compliant



SPLIT COLLAR



LOCKING JOINT



DIMENSIONS (Inches)	A	B	C	D
SMALL	3.25	2.5 - 5	7 - 11	1.75
LARGE	5.25	3.5 - 7	8 - 16	1.75



ProFit Headrest video:
tinyurl.com/ProFitHeadrest

Did you know the ProFit Adjust . . .

. . . is designed with high torque **Locking Hinges** and has been tested to have greater holding power than other competitive products

. . . is designed to have **greater locking capacity** when pressure is applied to the contact surface and is pushed outward



. . . has **one continuous piece of foam** covering the 3-piece steel plates to provide comfort for the user

. . . has a modified **Split Collar** mount to easily install and hold securely in position

. . . **when installing** the ProFit Adjust it is important to unzip both sides of the cover when tightening the split collar, or the zipper will be unable to open without loosening the split collar



LOCKING HINGES



SPLIT COLLAR

Headrest Pads

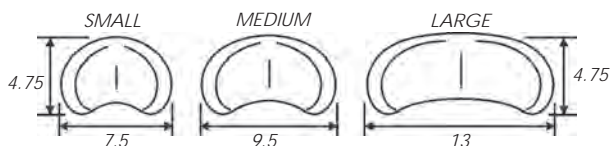
PRO FIT SOFT HEADREST PADS

Features:

- Steel back plate with 1 1/2" thick comfortable foam, with a removable cover
- Protective edge increases cover life
- Use with any headrest hardware except Flipdown Flat Mount (sold separately)



Description	Part Number
Soft Headrest Pad w/Smooth Cover	
Small	50365
Medium	50366
Large	50367
Soft Headrest Pad w/ Knit Cover	
Small	50374
Medium	50375
Large	50376
Smooth Replacement Cover	
Small	50351
Medium	50352
Large	50353
Knit Replacement Cover	
Small	50346
Medium	50347
Large	50348



PRO FIT ADJUST PAD AND
MULTI-AXIS HARDWARE
SOLD SEPARATELY



PRO FIT SOFT PAD AND
SURELOCK HARDWARE
SOLD SEPARATELY



CUSTOM SEATING

BODY POSITIONING

WHEELCHAIR TRAYS

ASSISTIVE TECHNOLOGY

PATIENT TRANSFER

ADAPTIVE SPORTS

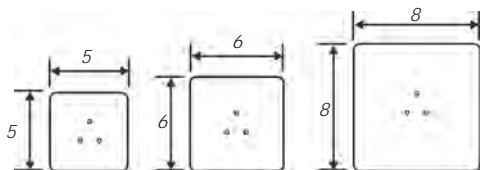
Headrest Pads

FLAT HEADREST PADS

Features:

- 4-way stretch material on contact surface
- Easy wipe clean surface
- 2 layers of foam, a total of 1 1/2" foam thickness
- Use with any headrest hardware (sold separately)

Description	Part Number
5" x 5"	50477
6" x 6"	50478
8" x 8"	50479



COVER REMOVED

MOLDED HEADREST PADS

Features:

- Durable black molded polyurethane foam, with metal insert for strength
- Use with any headrest hardware except Flipdown Flat Mount (sold separately)

Description	Part Number
Small	31436
Neck	32472
Combination	31438
Large	31437
Lateral Support	32471



SMALL
Contoured shape for relief in the ear area.



NECK
Contoured shape accommodates cervical area, avoids ear contact.



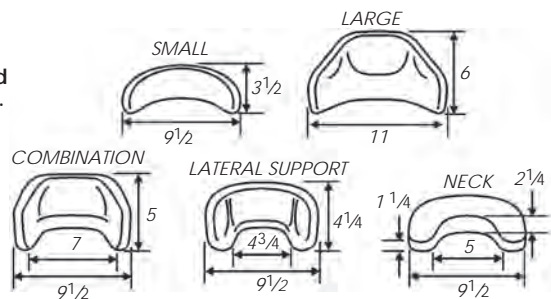
LARGE
Contoured shape for range of vision. Squared ends for lateral support.



COMBINATION
Combination head and neck support with lower lateral support. Squared ends for lateral support.



LATERAL SUPPORT
Additional lateral support, and more support in the cervical area.



CUSTOM SEATING

BODY POSITIONING

WHEELCHAIR TRAYS

ASSISTIVE TECHNOLOGY

PATIENT TRANSFER

ADAPTIVE SPORTS

Headrest Pads

TRI-FORM HEADREST PADS

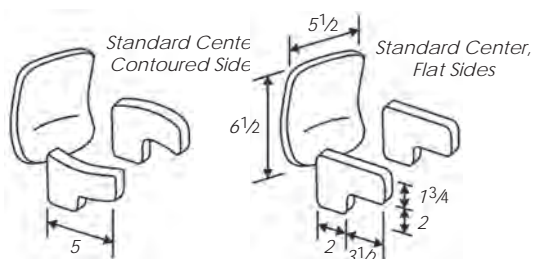
Features:

- Adjustable 3-panel headrest with covers that are removable for adding switches
- Hinge(s) and receiver plate are included
- Use with any headrest hardware (sold separately)

Description	Part Number	HCPCS
3-Piece Headrest (Contoured Sides)	32458	
Standard Center Section	32458C	E0955
Contoured Left Side Section	32458L	K0108
Contoured Right Side Section	32458R	K0108
3-Piece Headrest (Flat Sides)	32414	
Standard Center Section	32414C	E0955
Flat Left Side Section	32414L	K0108
Flat Right Side Section	32414R	K0108
Replacement Parts		
Receiver Plate	32462	

50373 Custom 3-Piece Headrest

Choose Center Section:			Choose Left Side Section:			Choose Right Side Section:		
Custom Center Section	50373C	E0955	Custom Left Side Section	50373L	K0108	Custom Right Side Section	50373R	K0108
Standard Center Section	32458C	E0955	Contoured Left Side Section	32458L	K0108	Contoured Right Side Section	32458R	K0108
Standard Center Section	32414C	E0955	Flat Left Side Section	32414L	K0108	Flat Right Side Section	32414R	K0108



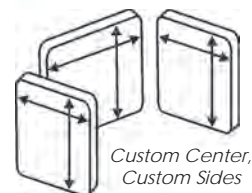
Standard Contoured Center Section & Contoured Side Sections or Flat Side Sections



Custom Tri-Form Headrest Sections are made to your specifications



RECEIVER PLATE
32462



CUSTOM SEATING

BODY POSITIONING

WHEELCHAIR TRAYS

ASSISTIVE TECHNOLOGY

PATIENT TRANSFER

ADAPTIVE SPORTS

Pre-Assembled Lateral Hardware

THE CHALLENGE in configuring a Lateral Trunk System is wondering if all the separate pieces you order will work together and fit on the chair correctly. Will the bracket be long enough to fit around the cushion? Will the hinge and pad fit on the bracket? How do I assemble all the pieces?

THERAFIN MAKES IT EASY with a few simple choices to configure and order your LTS system! We enter your choices into our Therafin Seating Assistant (TSA) Program. It is designed to choose only hardware pieces that will work together and fit your chair according to the measurements you give to us.

WE PRE-ASSEMBLE the pieces for you. It is delivered to you ready to take out of the box and install it. All you do is secure it to the chair and adjust it to fit the user.

VALUE PADS, LTS

Value Pads are stock size LTS Pads with no modifications. Choose from:

- **Foam Pads** - 1/2" medium visco foam over 1/4" ABS plastic base, black reverse Dartex® contact surface with black neoprene on back side, no modifications
- **Gel Pads** - 1/2" molded gel with 1/8" plastic insert, black neoprene cover 
- **Molded Pads** - textured self-skinning polyurethane foam, reversible for soft or firm support

Description	Part Number	Description	Part Number
Foam Pads			
Curved Foam		Flat Foam	
3" x 4"	50056	3" x 4"	50051
3" x 5"	50057	3" x 5"	50052
4" x 5"	50058	4" x 5"	50053
4" x 6"	50059	4" x 6"	50054
5" x 5"	50029	5" x 5"	50028
5" x 6"	50039	5" x 6"	50038
Gel Pads			
Curved Gel		Flat Gel	
4" x 6"	50142	4" x 6"	50141
Molded Pads			
Curved Molded		Flat Molded	
3" x 6"	50064	3" x 6"	50061
4" x 7"	50065	4" x 7"	50062

TRU SPEC PADS, LTS

TruSpec Pads are stock size Foam LTS Pads. You specify the color of the cover, no other modifications.

- **Foam Pads** - 1/2" medium visco foam over 1/4" ABS plastic base

Description	Part Number	Description	Part Number
Foam Pads			
Curved Foam		Flat Foam	
3" x 4"	50610	3" x 4"	50600
3" x 5"	50611	3" x 5"	50601
4" x 5"	50612	4" x 5"	50602
4" x 6"	50613	4" x 6"	50603
5" x 5"	50614	5" x 5"	50604
5" x 6"	50615	5" x 6"	50605
Color Upholstery (for contact or non-contact surfaces)			
Blue, Pink, Red, Green, Purple, Teal, Grey, Raspberry, Yellow, Monster Green, Fizzy Cola, Very Cherry, Cinnamon Spice, Island Blue, Pretty In Pink, Orangesicle			

CUSTOM PADS, LTS

You specify the dimensions, base, foam, and color of the cover.

Description	Part Number	Description	Part Number
Curved	50060	Flat	50055
Modifications			
Mushroom Pad	71069	Additional Foam	71068
1/4" Gel	71067	1/2" Pudgee	71092
Color Upholstery (for contact or non-contact surfaces)			
Blue, Pink, Red, Green, Purple, Teal, Grey, Raspberry, Yellow, Monster Green, Fizzy Cola, Very Cherry, Cinnamon Spice, Island Blue, Pretty In Pink, Orangesicle			

Pre-Assembled Lateral Hardware

LATERAL THORACIC PADS

FOAM PAD



COVER REMOVED

MUSHROOM EDGE
MODIFICATION

MOLDED PAD



GEL PAD



COVER REMOVED

YOUR HARDWARE AND PAD MAY LOOK DIFFERENT THAN THE PICTURES, DEPENDING ON WHAT OPTIONS YOU CHOOSE

CUSTOM SEATING

SUMMER/WINTER HARDWARE

Features:

- Easy to adjust by pulling the knob
- Can accommodate both fixed and swingaway laterals
- Adjustment points in 1/2" increments
- Heavy duty coated steel bracket
- **Ask your Customer Service representative to choose this option when configuring your Lateral Trunk System**

Description	Part Number
Pin Style Summer/Winter Hardware	50325



BODY POSITIONING

WHEELCHAIR TRAYS


ASSISTIVE TECHNOLOGY

LOW PROFILE SUMMER/WINTER HARDWARE

Features:

- Low profile design with lever replaces your existing rectangular plate with knob
- Improves the height adjustment range on channels because the design is approximately the same height as the lateral bracket
- Turning the lever releases the clamping force on the bracket and allows immediate adjustment while in use
- **Ask your Customer Service representative to choose this option when configuring your Lateral Trunk System**

Description	Part Number
Low Profile Summer/Winter Hardware	50324



PATIENT TRANSFER

ADAPTIVE SPORTS



*Summer/Winter Hardware . . .
the When and Why*

It's all in this video:

<http://tinyurl.com/SummerWinterHardware>

Pre-Assembled Lateral Hardware

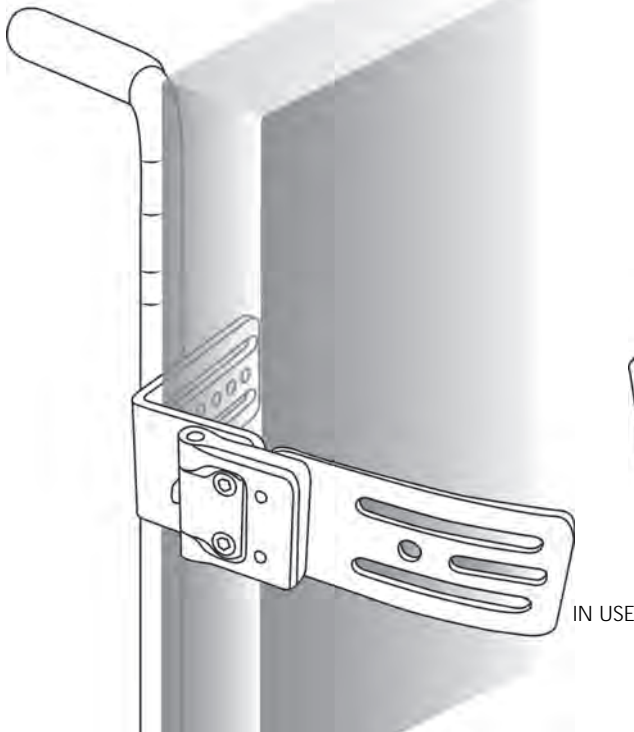
INNER MOUNT SWINGAWAY LTS HARDWARE

Features:

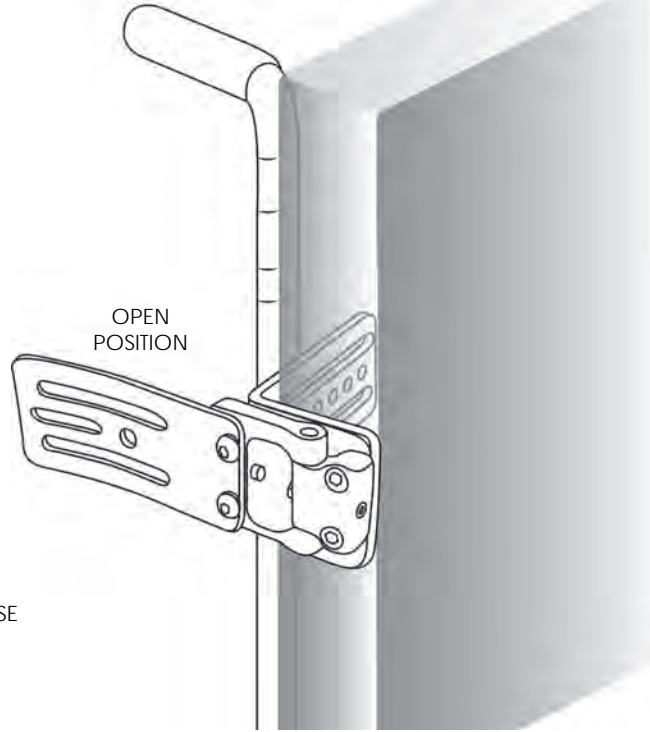
- Lower overall height and more range on channels eliminates armrest conflicts
- Designed for use with all our LTS pads
- Works with both our Summer/Winter hardware styles
- Trunk width can be adjusted by mounting pad inside or outside of swingaway
- **Ask your Customer Service representative to choose this option when configuring your Lateral Trunk System**



BACK CUSHION POSITIONED
IN FRONT OF CANES



OPEN
POSITION



CUSTOM SEATING

BODY POSITIONING

WHEELCHAIR TRAYS

ASSISTIVE TECHNOLOGY

PATIENT TRANSFER

ADAPTIVE SPORTS

Pre-Assembled Lateral Hardware

FIXED LTS HARDWARE

Features:

- Use with Flat Pads only
- Low profile design
- Ask your Customer Service representative to choose this option when configuring your Lateral Trunk System



CUSTOM SEATING

BODY POSITIONING

WHEELCHAIR TRAYS

ASSISTIVE TECHNOLOGY

PATIENT TRANSFER

ADAPTIVE SPORTS

INDIVIDUAL PARTS FOR INNER MOUNT LTS HARDWARE (SWINGAWAY & FIXED)

Back Brackets

Total Back Thickness	1.5"	2"	2.5"	3"	3.5"	4"	4.5"	5"	5.5"	6"	6.5"
Foam Thickness	1"	1.5"	2"	2.5"	3"	3.5"	4"	4.5"	5"	5.5"	6"
Narrow Back Width	50508	50510	50512	50518	50519	50508/50516	50508/50517	50510/50517	50512/50517	50518/50517	50519/50517
Regular Back Width	50509	50511	50513	50514	50515	50509/50516	50509/50517	50511/50517	50513/50517	50514/50517	50515/50517

Back Brackets for thicker foam consist of 2 pieces. Give both part numbers when ordering.



Connector Pieces

Swingaway Locking Hinge	32851
Fixed Connector	50580

Pad Brackets

Flat Shape	0"	0"	0.5"	0.5"	1"	1"	2"	2"	Curved Shape	0"	0"	0.5"	0.5"	1"	1"	2"	2"
Offset	3"	5"	3"	5"	3"	5"	3"	5"	3"	5"	3"	5"	3"	5"	3"	5"	5"
Bracket Length	50500	50501	50502	50503	50504	50505	50506	50507	50520	50521	50522	50523	50524	50525	50526	50527	50527

Pre-Assembled Lateral Hardware

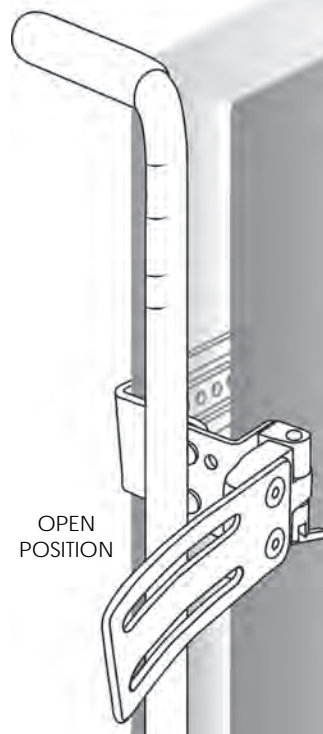
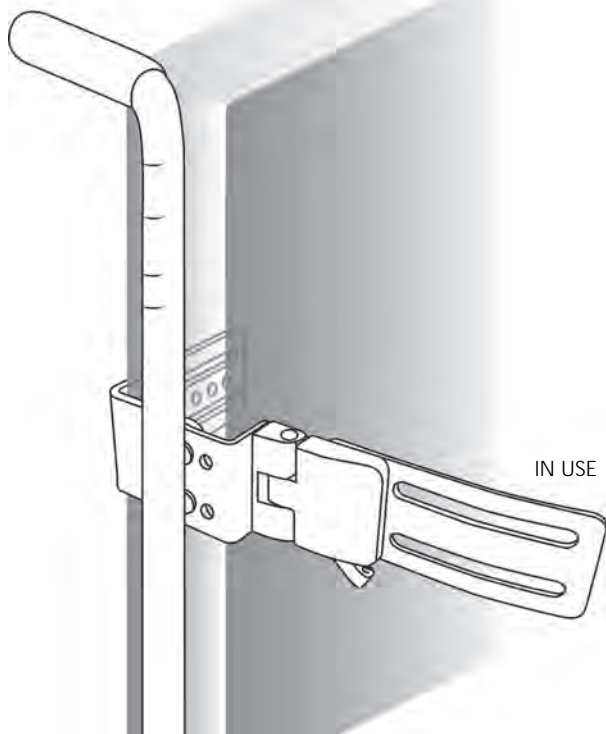
PROXIMAL SWINGAWAY LTS HARDWARE

Features:

- Swingaway feature is close to the body, so it interferes less with the back canes
- The swingaway release trigger is accessible, making it easier for self operation
- Designed for use with our foam LTS pads only
- Works with both our Summer/Winter hardware styles
- Works well with backs that are between the canes
- **Ask your Customer Service representative to choose this option when configuring your Lateral Trunk System**



BACK CUSHION POSITIONED
BETWEEN CANES



CUSTOM SEATING

BODY POSITIONING

WHEELCHAIR TRAYS

ASSISTIVE TECHNOLOGY

PATIENT TRANSFER

ADAPTIVE SPORTS

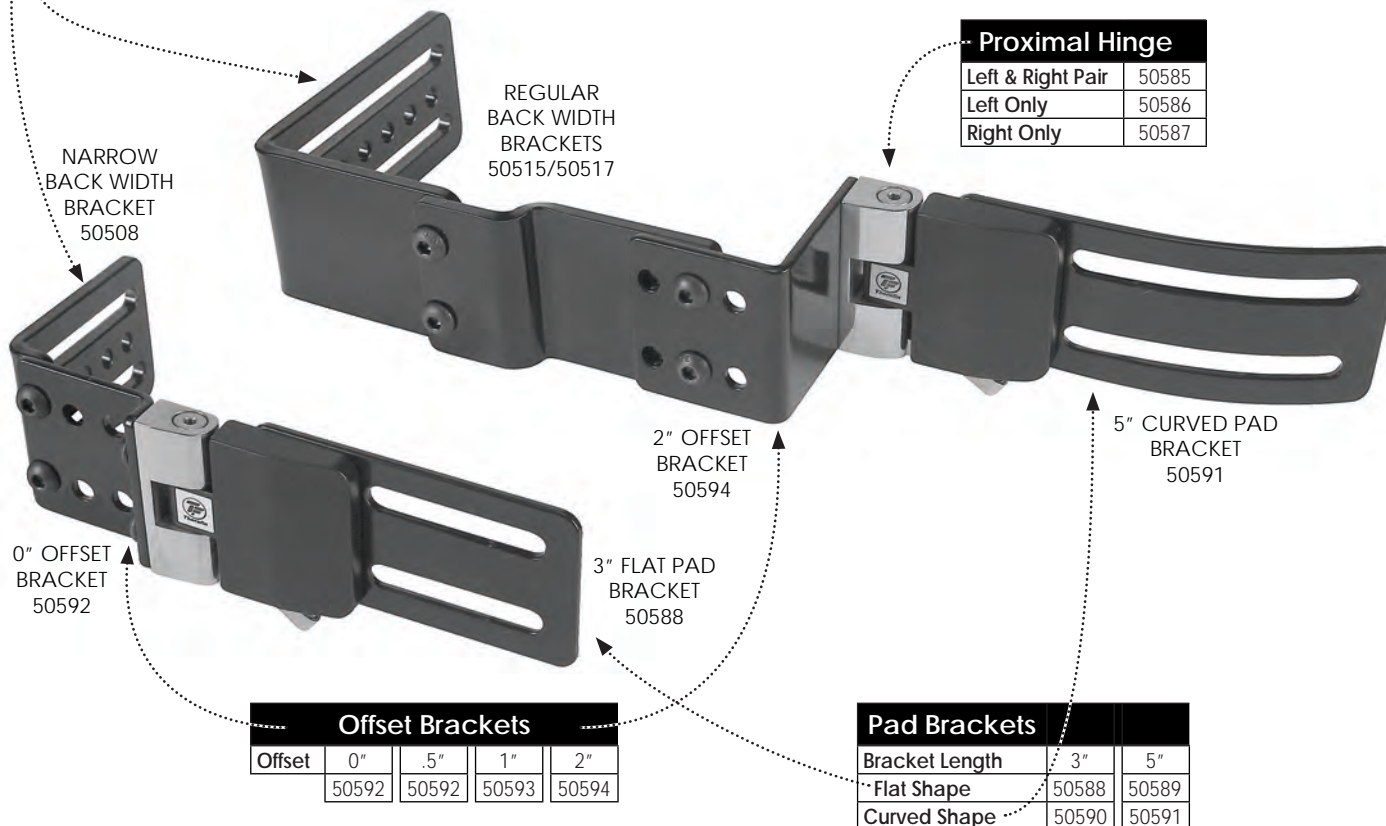
Pre-Assembled Lateral Hardware

INDIVIDUAL PARTS FOR PROXIMAL SWINGAWAY LTS HARDWARE

Back Brackets

Total Back Thickness	1.5"	2"	2.5"	3"	3.5"	4"	4.5"	5"	5.5"	6"	6.5"
Foam Thickness	1"	1.5"	2"	2.5"	3"	3.5"	4"	4.5"	5"	5.5"	6"
Narrow Back Width	50508	50510	50512	50518	50519	50508/50516	50508/50517	50510/50517	50512/50517	50518/50517	50519/50517
Regular Back Width	50509	50511	50513	50514	50515	50509/50516	50509/50517	50511/50517	50513/50517	50514/50517	50515/50517

Back Brackets for thicker foam consist of 2 pieces. Give both part numbers when ordering.



CUSTOM SEATING

BODY POSITIONING

WHEELCHAIR TRAYS

ASSISTIVE TECHNOLOGY


PATIENT TRANSFER

ADAPTIVE SPORTS

Lateral Hardware

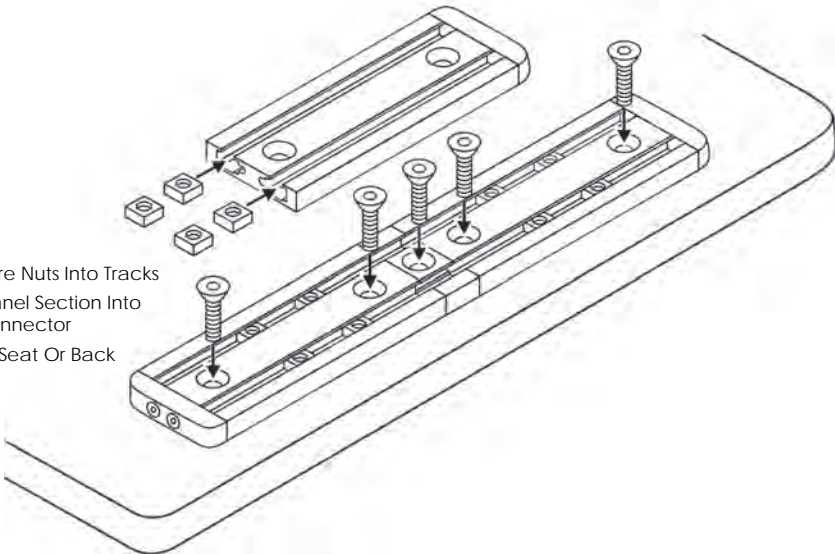
CANE MOUNTED SWINGAWAY LTS

Features:	Description	Part Number
<ul style="list-style-type: none"> Fits 7/8", 1", and 1 1/8" push canes Swingaway locking hinges 2" stainless steel lateral offset brackets 4" x 6" Gel Pads with removable covers Available with or without pads and offset brackets Sold in pairs 	Swingaway Kits with gel pads and offset brackets	50021
	Swingaway Kits only, includes cane mounts swingaway hinges	50022



ADJUSTABLE CHANNEL

Features:	Description	Part Number
<ul style="list-style-type: none"> New design increases useable channel Use on seat or back Easy adjustability Track is black aluminum, 1 7/8" wide Black molded end caps Has 1/4" - 20 square nuts inside channels Slots are 1" on center 	Back Channels, Pair, Overall Length	
	6" long, pair	50067
	7" long, pair	50068
	8" long, pair	50069
	9" long, pair	50070
	10" long, pair	50045
	11" long, pair	50071
	12" long, pair	50072
	13" long, pair	50073
	14" long, pair	50074
	15" long, pair	50075
	16" long, pair	50076
	17" long, pair	50077
	18" long, pair	50078
	19" long, pair	50079



Slide Square Nuts Into Tracks
Slide Channel Section Into
Center Connector
Attach To Seat Or Back

CUSTOM SEATING

BODY POSITIONING

WHEELCHAIR TRAYS

ASSISTIVE TECHNOLOGY

PATIENT TRANSFER

ADAPTIVE SPORTS

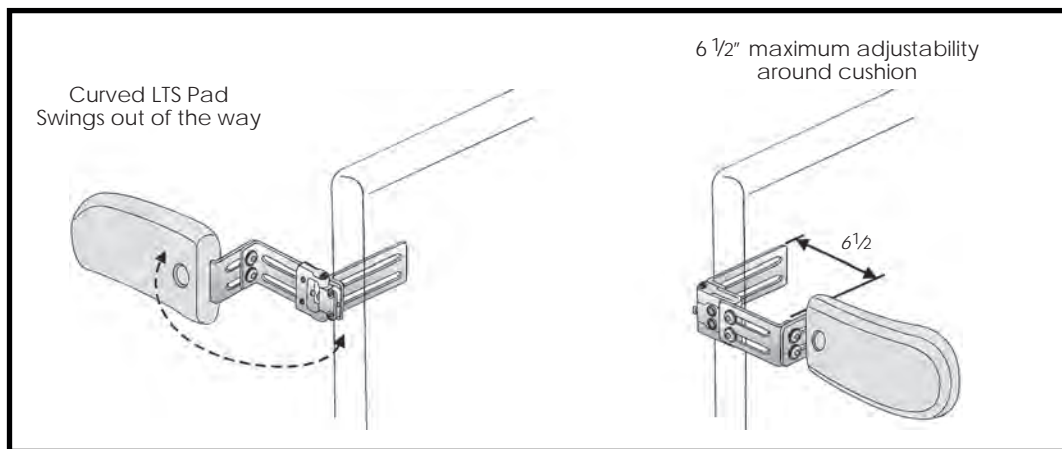
Lateral Hardware

OFFSET-IN SWINGAWAY LATERAL TRUNK SUPPORT KIT

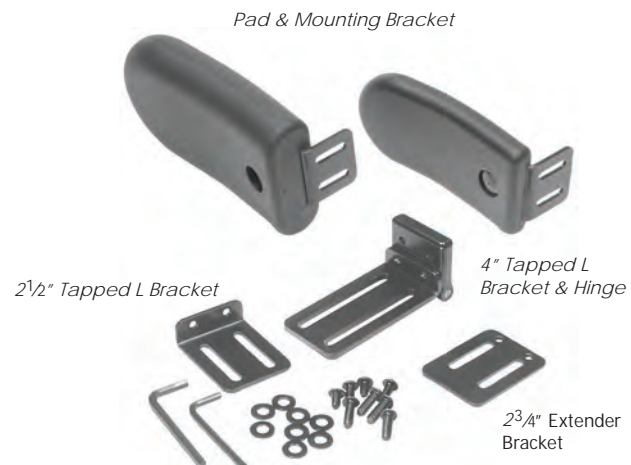

Features:

- Brackets adjust to cushion thickness, and LTS pad swings out of the way
- Low profile heavy duty swingaway hinge has push button release
- Hinge is black anodized aluminum and stainless steel
- Brackets are stainless steel, coated black
- Pads are black textured self-skinning polyurethane foam, and are reversible for soft or firm support
- Optional removable neoprene covers are available for pads
- Kit can be connected to a multimount frame with optional Multimount Adapter

Description	Part Number
Offset-In Swingaway LTS Kits w/ Curved Molded Pad	
Kit w/ Small Pad, 3 x 6 x 3/4 thick	31490
Kit w/ Large Pad, 4 x 7 x 1 1/2 thick	31492
Offset-In Swingaway LTS Kit (No Pad)	
Kit Only, No Pad	31494
Curved Molded Pads Only	
Small Pad, 3 x 6 x 3/4 thick	32493
Large Pad, 4 x 7 x 1 1/2 thick	32494
Small Pad w/Insert Bracket*	32490
Large Pad w/Insert Bracket*	32491
*Insert Bracket attaches pad to LTS Kit	
LTS Kit Accessories	
Small Neoprene Pad Cover	32407
Large Neoprene Pad Cover	32408
Neoprene Bracket Sleeve	50135
Multimount Adapter	32828



OFFSET-IN CURVED PAD



CUSTOM SEATING

BODY POSITIONING

WHEELCHAIR TRAYS

ASSISTIVE TECHNOLOGY

PATIENT TRANSFER

ADAPTIVE SPORTS

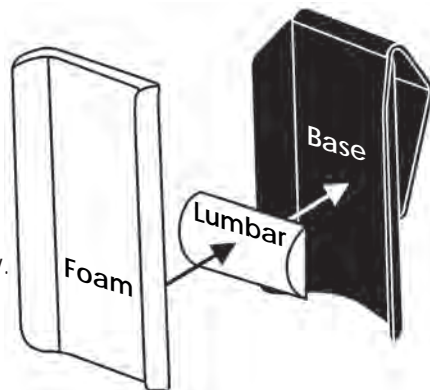
No-Hardware Back Support

Did you know patients that are eligible for a manual wheelchair or some power wheelchairs under Medicare are automatically eligible for a basic back?

Do your patients need posture support for your slingback/folding wheelchairs?

EASY CLIP BACK POSTURE SUPPORT FOR A SLINGBACK WHEELCHAIR

Our new Easy Clip Back is a basic wheelchair back designed to provide the user with more firm back support. It's comfortably contoured with an adjustable lumbar pad included.



NO HARDWARE NEEDED!
Simply slip it over the existing upholstery.

<LiP

**NO ASSEMBLY...NO LABOR
NO HARDWARE...NO TOOLS
IT'S EASY!**

PERFECT FOR:

Durable Medical Equipment Companies, Rental Chairs, Rehab Facilities, Nursing Homes, Long Term Care Facilities, and Home Health users can take it wherever their wheelchair goes!

EASY CLIP BACK

Features:

- Provides a stable backrest support
- Simple to install and remove
- Super lightweight
- Removable washable cover

Description	Part Number
Easy Clip Back, 14" wide x 14" tall	50017
Easy Clip Back, 16" wide x 16" tall	50018
Easy Clip Back, 18" wide x 16" tall	50019



Soft Goods Comparison

*TheraFit is our line of **High Quality Soft Goods**. These positioning products use premium materials and finishing techniques to provide superior solutions for your clients. And as you've come to expect from Therafin, they are competitively priced to address your reimbursement challenges.*



- Shoulder Harness
- Y-Harness
- Stretch Vests

- Chest Straps
- 4 Point Hip Belts
- 4 Point Y-Style Hip Belts

- Single Pull Hip Belts
- Rear Pull Hip Belts
- Center Pull Hip Belts

We also offer our **Legacy Soft Goods** in various strap configurations and materials.



Premium Solution

Thickness: approximately 7mm material

Dynamic (stretch) and Static (non-stretch) materials

Stretch: Firm

Static: Nylon surface, non-stretch

Works well in high tone situations

Heavy weight

Therafin Legacy Soft Goods

Value Solution

Thickness: approximately 5mm material

Dynamic (stretch) and Static (non-stretch) materials

Stretch: Easy

Static: Wipeable vinyl, non-stretch

Works well in low tone situations

Light weight

Therafin...

...**listened** to the issues about maintaining proper anterior positioning.

...**responded** by engineering a new exclusive hinged buckle designed to help the straps stay tight and secure at various angles.

ISSUE:



SOLUTION:



THERAFIN PATENTED HINGED BUCKLES ARE ON:

Y-Harness	TheraFit Vest, Full and Trim		Stretch Vests and Zipper Vests		

CUSTOM SEATING

BODY POSITIONING

WHEELCHAIR TRAYS

ASSISTIVE TECHNOLOGY

PATIENT TRANSFER

ADAPTIVE SPORTS

TheraFit Premium Soft Goods

THERASLEEVES

Features:

- Simple slip-on sleeves keep Anterior Supports and Hip Belts clean
- Sold in pairs, always have one to use while the other one is in the laundry
- Soft stretchy fabric is waterproof and breathable, machine washable and dryer safe

Available for
TheraFit Shoulder Harness

Shown here with ANIMAL Pattern



Available for
TheraFit Vests

Shown here with PLANE Pattern



NEW



Ballistic Nylon TheraSleeve
Available for
TheraFit Vests

- Durable fabric prevents chewing
- Keep anterior supports and belts clean
- Easily wipe off dirt

Available for TheraFit Chest Straps

Shown here with DRAGONFLY Pattern



Available for TheraFit Single Pull Hip Belts

Shown here with BLACK Fabric



A harness, vest, chest strap, or hip belt is not a safety device. They are to be used only for positioning.

TheraFit Premium Soft Goods

THERAFIT SHOULDER HARNESS

Features:

- Heavy duty non-stretch cushioned harness with reinforced webbing
- Extended upper straps go over the shoulder
- 3-bar sliding clips add extra adjustment to position the quick release buckles near the chair back
- Stand behind user and pull finger loops to adjust top straps

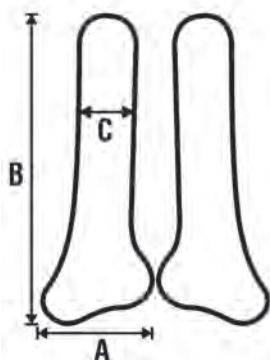
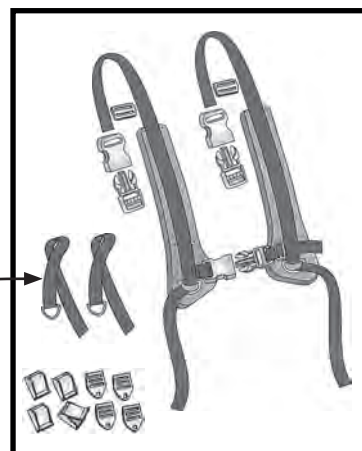


Description			Part Number
With Metal Clips	Top Strap	Bottom Strap	
X-Small	9" long	17" long	61301
Small	10" long	18" long	61401
Medium	11" long	22" long	61501
Large	12" long	22" long	61701
X-Large	20" long	22" long	61801
With Cam Locks			
X-Small	9" long	17" long	61302
Small	10" long	18" long	61402
Medium	11" long	22" long	61502
Large	12" long	22" long	61702
X-Large	20" long	22" long	61802
With Metal Clips and Cam Locks			
X-Small	9" long	17" long	61303
Small	10" long	18" long	61403
Medium	11" long	22" long	61503
Large	12" long	22" long	61703
X-Large	20" long	22" long	61803



Pediatric

All Finger Loop strap sections on this page are 13" long, without attaching hardware.



TheraSleeve It!



Shoulder Harness		TheraSleeve Pattern			
Size, Pair	Plane	Animal	Drgnfly	Black	Ballistic
X-Small	60049	60054	60059	60064	60384
Small	60050	60055	60060	60065	60385
Medium	60051	60056	60061	60066	60386
Large	60052	60057	60062	60067	60387
X-Large	60053	60058	60063	60068	60388

Harness Dimensions (inches)	A	B	C
X-SMALL	2.7	8.6	1.4
SMALL	3.0	12.0	1.8
MEDIUM	3.4	13.4	2.0
LARGE	4.0	16.1	2.3
X-LARGE	4.5	18.2	2.6

CUSTOM SEATING

BODY POSITIONING

WHEELCHAIR TRAYS

ASSISTIVE TECHNOLOGY

PATIENT TRANSFER

ADAPTIVE SPORTS

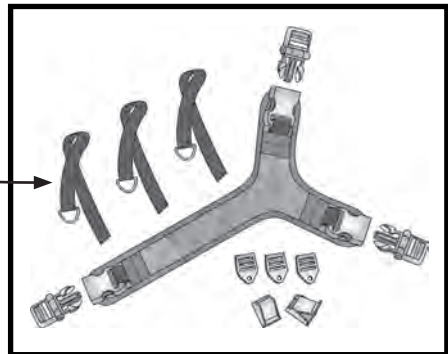
TheraFit Premium Soft Goods

THERAFIT Y-HARNESS

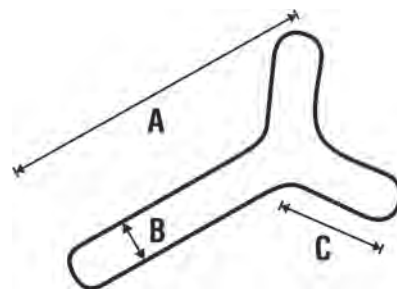
Features:

- Use across the body to control shoulder rotation on one side
- Asymmetrical design for use on either shoulder
- Comfortable fit for both male and female
- **Therafin's exclusive hinged buckles help straps stay secure at various angles**
- Pull finger loops to adjust straps
- Hardware to attach to chair included

Description	Part Number
Small	30683
Medium	30684
Large	30685



All Finger Loop strap sections on this page are 31" long, without attaching hardware.



Harness Dimensions (inches)	A	B	C
SMALL	18	2	7
MEDIUM	20	2	8
LARGE	24	2.5	10

A harness is not a safety device. It is to be used only for positioning.



CUSTOM SEATING

BODY POSITIONING

WHEELCHAIR TRAYS

ASSISTIVE TECHNOLOGY

PATIENT TRANSFER

ADAPTIVE SPORTS

Legacy Harness

PADDED X-STYLE HARNESS

Features:

- Cushioned harness with reinforced webbing
- X-Style harness has minimal stretch
- Extended upper straps go over the shoulder
- Quick release buckles located near the chair back
- Stand behind user and pull finger loops to adjust top straps
- Hardware to attach to chair included

Description	Part Number	Padded Area Dimensions
Small	30519	1.5" x 10"
Medium	30520	2" x 13"
Large	30521	2.5" x 16"

X-Harness	Top Straps	Finger Loop Straps, without hardware	Bottom Straps, without hardware
Small	8" long	10" long	23" long
Medium	10" long	16" long	23" long
Large	12" long	18" long	23" long



CUSTOM SEATING

BODY POSITIONING

WHEELCHAIR TRAYS

ASSISTIVE TECHNOLOGY

PATIENT TRANSFER

ADAPTIVE SPORTS

TheraFit Premium Soft Goods

THERAFIT VEST

- **Comfort Fit** Vests have our exclusive hinged buckles that help shoulder straps stay secure at various angles
- Stand behind user and pull finger loops to adjust top straps
- Pull finger loops to adjust bottom straps
- Hardware to attach to chair included

CE compliant



--Do you have issues maintaining proper anterior positioning?
 --Our new hinged buckle is designed to help the straps stay tight!
 --See the solution our hinged buckles offer:
<http://tinyurl.com/HingedBuckle>

- **Extended Strap** Vests have long upper straps that go over the shoulder
- 3-bar sliding clips add extra adjustment to position the quick release buckles near the chair back
- Stand behind user and pull finger loops to adjust top straps
- Pull finger loops to adjust bottom straps
- Hardware to attach to chair included

CE compliant



STRETCH
 FLEXIBLE BLENDED NEOPRENE MATERIAL CAN BE HAND WASHED AND AIR DRIED



Pediatric

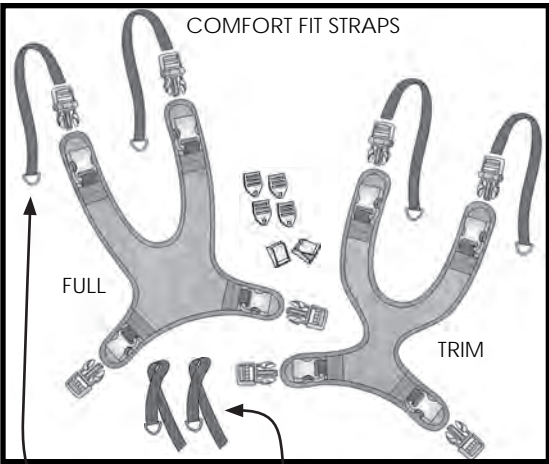


Bariatric

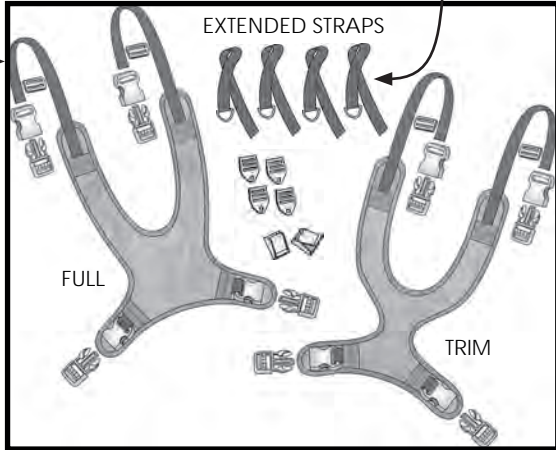
The "Extended" strap/buckle section adds to the top strap length. Refer to table above.



Description		Part Number
Full w/Reinforced Comfort Fit Straps		
Small		30589
Medium		30590
Large		30591
X-Large		30592
2X-Large		30593
Trim w/Reinforced Comfort Fit Straps		
Early Intervention		30601
Small		30618
Medium		30619
Large		30620
X-Large		30621
2X-Large		30622
Full w/Reinforced Extended Straps		
<i>The "Extended" strap/buckle section adds to the top strap length</i>		
Small	+ 6"	30594
Medium	+ 6"	30595
Large	+ 7"	30596
X-Large	+ 8"	30597
2X-Large	+ 11"	30598
Trim w/Reinforced Extended Straps		
Early Intervention	+ 6"	30603
Small	+ 6"	30604
Medium	+ 6"	30624
Large	+ 7"	30625
X-Large	+ 8"	30626
2X-Large	+ 11"	30627



All Finger Loop strap sections on this page are 31" long, without attaching hardware.



CHOOSING A THERAFIT VEST SIZE



A	B	Suggested Full Vest
10" - 15"	7.5" - 8.5"	Full SMALL
16" - 21"	9" - 12"	Full MEDIUM
22" - 25"	12.5" - 15"	Full LARGE
26" - 29"	15.5" - 17.5"	Full X-LARGE
30" & UP	18" & UP	Full 2X-LARGE

*When size is a choice between two different rows, use dimension B as the priority

A	B	Suggested Trim Vest
12" - 14"	5" - 6"	Trim EARLY INTERVENTION
14" - 16"	6" - 8.5"	Trim SMALL
16" - 21"	9" - 12"	Trim MEDIUM
22" - 25"	12.5" - 15"	Trim LARGE
26" - 29"	15.5" - 17.5"	Trim X-LARGE
30" & UP	18" & UP	Trim 2X-LARGE

Vest Dimensions (inches)	A	B	C	D	E	F
Full SMALL	9.5	12.5	5.5	5	2	5
Full MEDIUM	11.25	15	7	5.75	2	5.5
Full LARGE	13.5	18	8.5	7	2.5	6.5
Full X-LARGE	15.75	21	10	8	3	7.5
Full 2X-LARGE	18	24	11	9.25	3.5	8.5

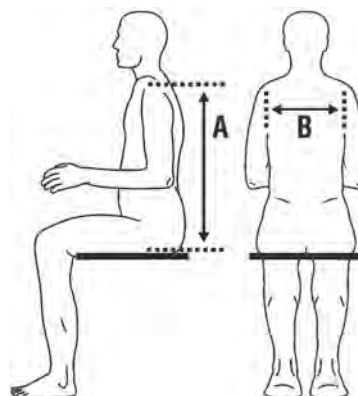
Vest Dimensions (inches)	A	B	C	D	E	F
Trim EARLY INTERVENTION	7.25	10.5	6.25	1	1.5	4
Trim SMALL	9.5	12.5	6	2	2	5.5
Trim MEDIUM	11.25	15	7	2.5	2	6
Trim LARGE	13.5	18	8.5	3	2.5	7.25
Trim X-LARGE	15.75	21	10	3.5	3	8.5
Trim 2X-LARGE	18	24	11	9.25	3.5	8.5



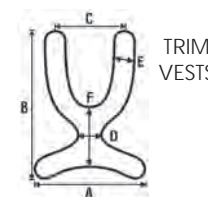
TheraSleeve II!

A: SEAT TO
SHOULDER

B: WIDTH AT
ARMPITS



FULL
VESTS



TRIM
VESTS

A vest is not a
safety device.
It is to be used
only for positioning.

ComfortFit Strap	TheraSleeve Pattern					NEW	Extended Strap	TheraSleeve Pattern					NEW
Full Shape Size, Pair	Plane	Animal	Drgnfly	Black	Ballistic		Full Shape Size, Pair	Plane	Animal	Drgnfly	Black	Ballistic	
Small	60207	60218	60229	60240	60389		Small	60318	60329	60340	60345	60407	
Medium	60208	60219	60230	60247	60390		Medium	60319	60330	60341	60346	60408	
Large	60209	60220	60237	60248	60391		Large	60320	60337	60342	60347	60409	
X-Large	60210	60227	60238	60249	60392		X-Large	60327	60338	60343	60348	60410	
2X-Large	60217	60228	60239	60280	60393		2X-Large	60328	60339	60344	60349	60417	
Trim Shape Size, Pair	Plane	Animal	Drgnfly	Black	Ballistic		Trim Shape Size, Pair	Plane	Animal	Drgnfly	Black	Ballistic	
Early Intervention	60281	60287	60293	60299	60394		Early Intervention	60350	60356	60362	60368	60418	
Small	60282	60288	60294	60300	60395		Small	60351	60357	60363	60369	60419	
Medium	60283	60289	60295	60307	60396		Medium	60352	60358	60364	60370	60420	
Large	60284	60290	60296	60308	60397		Large	60353	60359	60365	60371	60427	
X-Large	60285	60291	60297	60309	60398		X-Large	60354	60360	60366	60372	60428	
2X-Large	60286	60292	60298	60317	60399		2X-Large	60355	60361	60367	60373	60429	

TheraFit Vest Sizing Templates

Features:

- Cutouts for 5 Full Shape and 6 Trim Shape vest sizes

Description	Part Number
TheraFit Vest Sizing Templates	40013

CUSTOM SEATING

BODY POSITIONING

WHEELCHAIR TRAYS

ASSISTIVE TECHNOLOGY

PATIENT TRANSFER

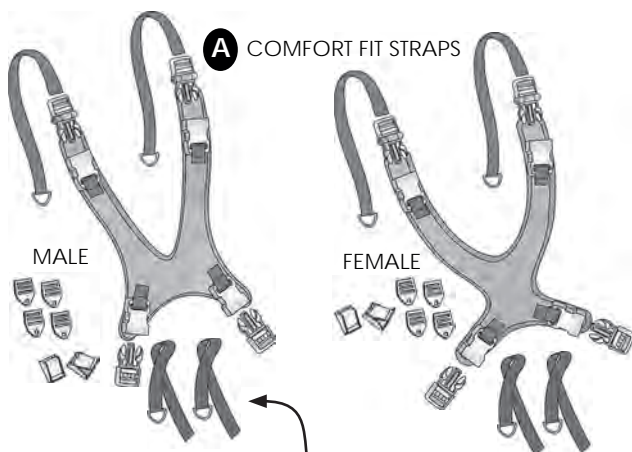
ADAPTIVE SPORTS

Legacy Vests

STRETCH VESTS

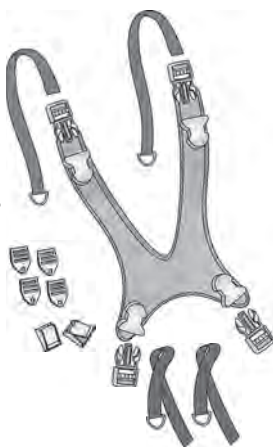
Features:

- Flexible blended Neoprene material can be hand washed and air dried
- Lighter weight
- Less resistant compared to TheraFit material
- Performs better for individuals with low tone



All Finger Loop strap sections on this page are 31" long, without attaching hardware.

B COMFORT FIT STRAPS AND NO-SEW BUCKLES



The "Extended" strap/buckle section adds about 7" to the top strap length. Use with Finger Loop strap sections.

C EXTENDED STRAPS






D FIXED STRAPS



The "Fixed" top straps are 25" long, without attaching hardware.

E ZIPPER



Description	Part Number	Description	Part Number
A Comfort Fit Straps: Stand behind user and pull finger loops to adjust top straps, hinged buckles keep top straps secure			
Male 	<i>Pediatric</i>	Female	
X-Small	30402P		
Small	30402S	Small	31497S
Medium	30402M	Medium	31497M
Large	30402L	Large	31497L
X-Large	30402X		
B Comfort Fit Straps and No-Sew Buckles: No-sew buckles resist tear-out			
Male		Female	
Small	30559	Small	30563
Medium	30560	Medium	30564
Large	30561	Large	30565
X-Large	30562		
C Extended Straps: Long upper straps go over the shoulder, quick release buckles are located near the chair back, stand behind user and pull finger loops to adjust top straps			
Male 	<i>Pediatric</i>	Female	
X-Small	30401P		
Small	30401S	Small	30457
Medium	30401M	Medium	30458
Large	30401L	Large	30459
X-Large	30401X		
D Fixed Straps: Long upper straps attach to chair back with attaching clips, stand behind user and adjust top straps at clips			
Male 	<i>Pediatric</i>	Female	
X-Small	30412		
Small	30413	Small	30417
Medium	30414	Medium	30418
Large	30415	Large	30419
X-Large	30416		
E Zipper Vest: Zips up from the bottom or down from the top, stand behind user and pull finger loops to adjust top straps, hinged buckles			
Male Zip Up		Female Zip Up	
Small	30420	Small	30423
Medium	30421	Medium	30424
Large	30422	Large	30425
Male Zip Down		Female Zip Down	
Small	30426	Small	30429
Medium	30427	Medium	30430
Large	30428	Large	30431

For sizing chart see page 51

Legacy Vests



STRAP POSITIONING
GUIDES KEEP STRAPS
FROM FALLING OFF
SHOULDERS, PAGE 69



A vest is not a
safety device.
It is to be used only
for positioning.

CUSTOM SEATING

BODY POSITIONING

WHEELCHAIR TRAYS

ASSISTIVE TECHNOLOGY

PATIENT TRANSFER

ADAPTIVE SPORTS

Legacy Vests

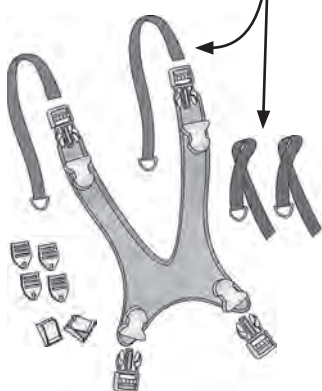
NON-STRETCH VESTS - STRUCTURED

Features:

- Non-Stretch vinyl material has a wipeable surface and edging
- Hardware to attach to chair included

All Finger Loop strap sections on this page are 31" long, without attaching hardware.

F COMFORT FIT STRAPS AND NO-SEW BUCKLES



F MALE SHAPE NO-SEW BUCKLES



Description	Part Number	Description	Part Number
F Vinyl Vest with No-Sew Buckles: No-sew buckles resist tear-out, stand behind user and pull finger loops to adjust top straps			
Male		Female	
Small	30479	Small	30482
Medium	30480	Medium	30483
Large	30481	Large	30484
X-Large	30507		
G Vinyl Vest with Extended Straps: Long upper straps go over the shoulder, quick release buckles are located near the chair back, stand behind user and pull finger loops to adjust top straps			
Male	Pediatric	Female	
X-Small	51044		
Small	51045	Small	51049
Medium	51046	Medium	51050
Large	51047	Large	51051
X-Large	51048		

The "Extended" strap/buckle section adds about 6" to the top strap length. Use with Finger Loop strap sections.

G EXTENDED STRAPS



G FEMALE SHAPE EXTENDED STRAPS



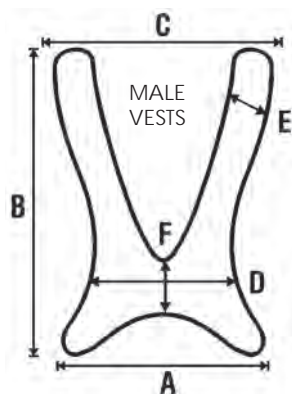
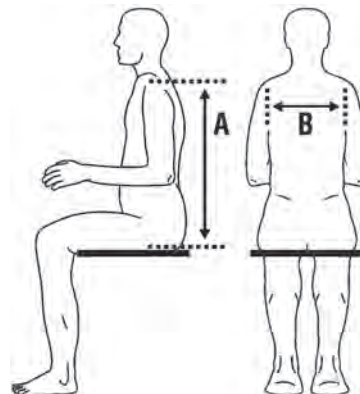
CHOOSING A LEGACY VEST SIZE

A	B	Suggested Vest
8" - 12"	7" - 8"	Male X-SMALL
12" - 15"	8" - 9"	Male SMALL
16" - 20"	9" - 11"	Male MEDIUM
21" - 22"	11" - 14"	Male LARGE
23" - 25"	11" - 14"	Male X-LARGE
10" - 14"	7" - 8"	Female SMALL
12" - 16"	8" - 9"	Female MEDIUM
17" - 20"	9" - 10"	Female LARGE
16" - 20"	9" - 10"	Female SMALL (w/Zipper)
21" - 22"	11" - 14"	Female MEDIUM (w/Zipper)
23" - 24"	13" - 16"	Female LARGE (w/Zipper)

*When size is a choice between two different rows, use dimension B as the priority

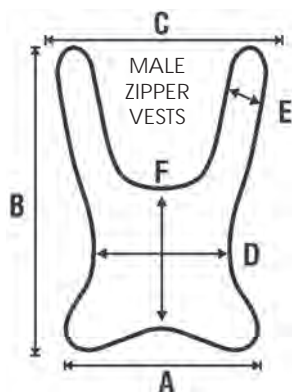
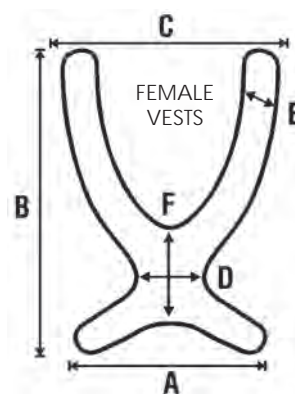
A: SEAT TO
SHOULDER

B: WIDTH AT
ARMPITS



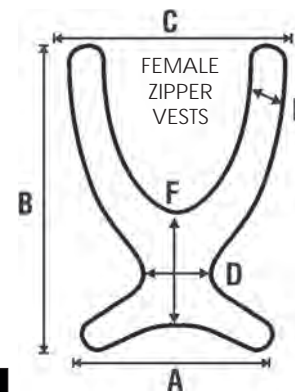
Stretch & Non-Stretch Vests

Vest Dimensions (inches)	A	B	C	D	E	F
Male X-SMALL	5.5	7.5	7.5	4.75	1.5	3.5
Male SMALL	7	12	8	5.5	1.75	2.75
Male MEDIUM	8.25	14	9.75	6.5	2.25	3
Male LARGE	8.75	17.25	12.5	6.75	2.5	5.25
Male X-LARGE	11	21.75	13	7.5	3	7
Female SMALL	7	11	8	2	2	5.25
Female MEDIUM	8	12.5	8	2	2	5.75
Female LARGE	8	16	10	2	2.25	7.5



Zipper Vests Only

Vest Dimensions (inches)	A	B	C	D	E	F
Male SMALL	7	11.75	9	6	1.75	5
Male MEDIUM	8.5	14.25	10.75	7	2.25	5
Male LARGE	9	17.25	11.75	7.25	2.5	6.5
Female SMALL	9.25	14	10.5	3.5	2	6.5
Female MEDIUM	12.75	16	12	3	2	6.5
Female LARGE	12.25	20.5	10	3.5	2.75	6.5



Vest Sizing Templates

Features:

- Cutouts for 5 male vest sizes and 3 female vest sizes

Description	Part Number
Vest Sizing Templates	40015

A vest is not a safety device.
It is to be used only for positioning.

CUSTOM SEATING

BODY POSITIONING

WHEELCHAIR TRAYS

ASSISTIVE TECHNOLOGY

PATIENT TRANSFER

ADAPTIVE SPORTS

TheraFit Premium Soft Goods

THERAFIT CHEST STRAPS

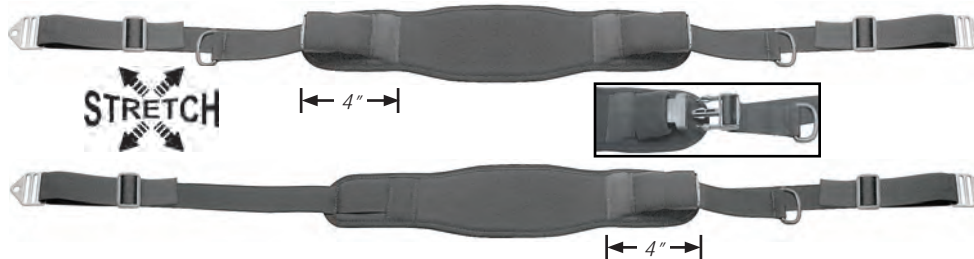
Features:

- A** 2 buckles with adjustable straps, side release buckles under the arm are covered with a sleeve to protect from skin irritation
- B** 1 covered buckle with adjustable strap, 1 sewn strap
- C** One-piece with sewn straps
- D** Two-piece with sewn straps, hook and loop center release with webbing pull loop
- E** Two-piece with sewn straps, hook and loop release, webbing pull loop, webbing safety strap with buckle
- F** 1 rear buckle with adjustable strap, 1 sewn strap
 - Hardware to attach to chair included



TheraFit Chest Strap lengths shown here are taken from end to end, fully extended, without attaching hardware. 1-Piece padded area dimensions are: Small 3" x 16", Medium 4" x 20", Large 4" x 24", X-Large 6" x 28", 2X-Large 8" x 32". 2-Piece padded area dimensions are: Small 3" x 10" (each piece), Medium 4" x 14", Large 4" x 18".

Description		Part Number	
2 Buckles w/Adj. Straps, 2 Metal Clips & 3-Bar Slides			
Small, 46"	A	60110 (Stretch)	
Medium, 54"		60111 (Stretch)	
Large, 64"		60112 (Stretch)	
1 Buckle w/Adj. Strap, 1 Sewn Strap, 2 Metal Clips & 3-Bar Slides			
Small, 45"	B	60113 (Stretch)	
Medium, 53"		60114 (Stretch)	
Large, 62"		60115 (Stretch)	
X-Large, 71"		60123 (Stretch)	
2X-Large, 78"		60124 (Stretch)	
One-Piece w/2 Sewn Straps, 2 Cam Locks, 1 Metal Clip & 3-Bar Slides			
Small, 44"	C	60116 (Stretch)	60147 (Non-Stretch)
Medium, 52"		60117 (Stretch)	60148 (Non-Stretch)
Large, 60"		60118 (Stretch)	60149 (Non-Stretch)
Two-Piece w/2 Sewn Straps, 2 Metal Clips & 3-Bar Slides			
Small, 44"	D	60119 (Stretch)	60150 (Non-Stretch)
Medium, 52"		60120 (Stretch)	60151 (Non-Stretch)
Large, 60"		60121 (Stretch)	60152 (Non-Stretch)
Two-Piece w/ 2 Sewn Straps, Safety Strap, 2 Metal Clips & 3-Bar Slides			
Small, 44"	E		60153 (Non-Stretch)
Medium, 52"			60154 (Non-Stretch)
Large, 60"			60155 (Non-Stretch)
1 Rear Buckle w/ Adj. Strap, 1 Sewn Strap, 2 Metal Clips & 3-Bar Slides			
Small, 45"	F		60157 (Non-Stretch)
Medium, 54"			60158 (Non-Stretch)
Large, 62"			60159 (Non-Stretch)



A Stretch only
2 buckles w/adjustable straps
Sleeves cover the buckles

B Stretch only
1 buckle w/adjustable strap
1 sewn strap
Sleeves cover the buckles



C Stretch or Non-Stretch
One-piece w/2 sewn straps



D Stretch or Non-Stretch
Two-piece w/2 sewn straps
Hook and loop center release
Webbing pull loop

E Non-Stretch only
Two-piece w/2 sewn straps
Hook and loop center release
Webbing pull loop
Webbing safety strap w/buckle



F Non-Stretch only
1 rear buckle w/adjustable strap
1 Sewn Strap

UNIVERSAL POSITIONING STRAP

Features:

- A simple strap that can be used universally for positioning.
- Three sizes available.
- Hook and loop closure.
- Cut to length.

Description	Part Number
Positioning Strap, Universal Stretch	
Small, 3W X 56L	34434
Medium, 4.5W X 56L	34435
Large, 6W X 56L	34436



CUSTOM SEATING

BODY POSITIONING

WHEELCHAIR TRAYS

ASSISTIVE TECHNOLOGY

PATIENT TRANSFER

ADAPTIVE SPORTS

Hip Belt Comparison

**SECURITY BUCKLE****PUSH BUTTON BUCKLE****PLASTIC BUCKLE**

Our **New Metal Security Buckle** feature reduces accidental user release. The design has reduced release-button access for addressing unwanted patient release, and increases safety for those that self release and also wear an anterior trunk support.

Security Buckles are available on all 4 Point Hip Belts and on Single Pull Hip Belts

4 Point & 4 Point Y-Style, pgs. 62-63	Single Pull, pgs. 64-65	Dual Rear Pull, pg. 67	Dual Center Pull, pg. 68
<p>4 Point</p> <p>4 Point Y-Style</p>			

4 Point belt vs 4 Point Y-Style belt

Y-Style pad covers more surface contact area. Some people feel the larger pad gives more comfort and helps better secure the pelvic position.

Any 4 Point belt vs Any 2 Point belt

4 attaching points provide more pelvic control or postural support. However, some users may not need that much control or support, or may be limited by cost and reimbursement.

Single Pull belt vs Dual Pull belt

Some people feel the dual pull allows the caregiver to pull the belt tighter, which can help secure the pelvis for better postural support.

Dual Rear Pull belt vs Dual Center Pull belt

Some people feel the dual rear pull allows the caregiver to get an even tighter pull on the belt to secure the pelvis.

TheraSleeve It!



TheraFit Chest Strap

Size, Pair	Plane	Animal	Drgnfly	Black
Small, Stretch or Non-Stretch	60069	60072	60075	60078
Medium, Stretch or Non-Stretch	60070	60073	60076	60079
Large, Stretch or Non-Stretch	60071	60074	60077	60080

TheraSleeve Pattern

Available for these shapes only.



Not available for Two-Piece straps.

Chest Strap video:
tinyurl.com/ChestStrap



TheraFit Premium Soft Goods

THERAFIT 4 POINT HIP BELTS

Features:

- Choose 1" or 1.5" straps, adjustable or fixed
- Various pad sizes available
- Available with NEW metal security buckle, metal buckle w/push button release, or plastic side release buckle
- NEW metal security buckle feature reduces accidental user release
- Hardware to attach to chair included



OPTIONAL
BELT EXTENDER STRAPS

BELT EXTENDER STRAPS, EACH 24" LONG

Description	Part Number
1" Straps, Pair	60144
1.5" Straps, Pair	60145
2" Straps, Pair	60146

Extends hip belt length by 20 extra inches on each side

TheraFit 4 Point Hip Belt lengths shown here are taken from end to end, fully extended, without attaching hardware.

Description	Part Number
Belt w/ 1" Straps, 4.25"L x 1.75"H Pads	
w/Adjustable Straps & Push Button Buckle, 44"	60125
w/Adjustable Straps & Security Buckle, 44"	60490
w/Adjustable Straps & Plastic Buckle, 44"	60135
w/Fixed Straps & Push Button Buckle, 48"	60130
w/Fixed Straps & Security Buckle, 48"	60494
w/Fixed Straps & Plastic Buckle, 48"	60140
Belt w/ 1" Straps, 5.25"L x 1.75"H Pads	
w/Adjustable Straps & Push Button Buckle, 46"	60126
w/Adjustable Straps & Security Buckle, 46"	60491
w/Adjustable Straps & Plastic Buckle, 46"	60136
w/Fixed Straps & Push Button Buckle, 50"	60131
w/Fixed Straps & Security Buckle, 50"	60495
w/Fixed Straps & Plastic Buckle, 50"	60141
Belt w/ 1.5" Straps, 5.25"L x 2.25"H Pads	
w/Adjustable Straps & Push Button Buckle, 51"	60127
w/Adjustable Straps & Security Buckle, 51"	60492
w/Adjustable Straps & Plastic Buckle, 51"	60137
w/Fixed Straps & Push Button Buckle, 50"	60132
w/Fixed Straps & Security Buckle, 50"	60496
w/Fixed Straps & Plastic Buckle, 50"	60142
Belt w/ 1.5" Straps, 7.25"L x 2.25"H Pads	
w/Adjustable Straps & Push Button Buckle, 55"	60128
w/Adjustable Straps & Security Buckle, 55"	60493
w/Adjustable Straps & Plastic Buckle, 55"	60138
w/Fixed Straps & Push Button Buckle, 54"	60133
w/Fixed Straps & Security Buckle, 54"	60497
w/Fixed Straps & Plastic Buckle, 54"	60143



Pediatric

CUSTOM SEATING

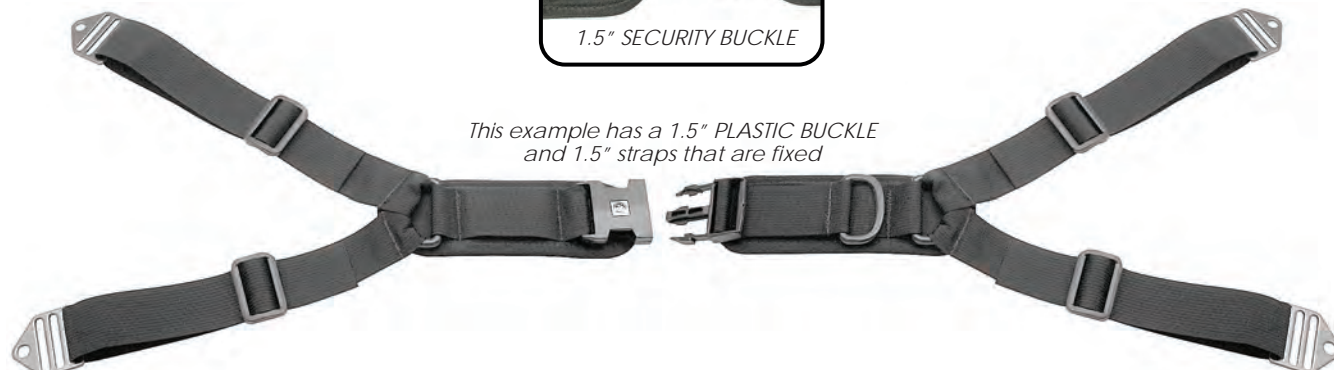
BODY POSITIONING

WHEELCHAIR TRAYS

ASSISTIVE TECHNOLOGY

PATIENT TRANSFER

ADAPTIVE SPORTS



TheraFit Premium Soft Goods

THERAFIT 4 POINT Y-STYLE HIP BELTS

Features:

- Choose 1", 1.5" or 2" straps
- Various pad sizes available
- Available with NEW metal security buckle, metal buckle w/push button release, or plastic side release buckle
- NEW metal security buckle feature reduces accidental user release
- Hardware to attach to chair included


Description	Part Number
Belt w/ 1" Straps, Pad 6" Long	
w/ 1" Push Button Buckle, 51"	60024
w/ 1" Security Buckle, 58"	60046
w/ 1" Plastic Side-Release Buckle, 51" <i>Pediatric</i>	60027
Belt w/ 1.5" Straps, Pad 9" Long	
w/ 1.5" Push Button Buckle, 58"	60025
w/ 1.5" Security Buckle, 58"	60047
w/ 1.5" Plastic Side-Release Buckle, 58"	60028
Belt w/ 2" Straps, Pad 11" Long	
w/ 2" Push Button Buckle, 67"	60026
w/ 2" Security Buckle, 58"	60048
w/ 2" Plastic Side-Release Buckle, 67"	60029

BELT EXTENDER STRAPS, EACH 24" LONG	
Description	Part Number
1" Straps, Pair	60144
1.5" Straps, Pair	60145
2" Straps, Pair	60146
Extends hip belt length by 20 extra inches on each side	



OPTIONAL
BELT EXTENDER STRAPS

TheraFit 4 Point Y-Style Hip Belt lengths shown here are taken from end to end, fully extended, without attaching hardware.



PUSH BUTTON BUCKLE



1" SECURITY BUCKLE

1.5" & 2" SECURITY BUCKLE

A hip belt is not a safety device.
It is to be used only for positioning.



PLASTIC BUCKLE

CUSTOM SEATING

BODY POSITIONING

WHEELCHAIR TRAYS

ASSISTIVE TECHNOLOGY

PATIENT TRANSFER

ADAPTIVE SPORTS

TheraFit Premium Soft Goods

THERAFIT SINGLE PULL HIP BELTS

Features:

- Available with NEW metal security buckle, metal buckle w/push button release, or plastic side release buckle
- NEW metal security buckle feature reduces accidental user release
- Pads are attached to the straps
- Metal attaching clips, hinged collars, and cam lock buckles attach belt to chair



Description	Pediatric	Buckle	Style
1" Straps, 4.25"L x 1.75"H Pads		Push Button	Security Plastic
w/Metal Clips	61001	60411	65001
w/Cam Locks	61002	60412	65002
w/Metal Clips & Cam Locks	61003	60413	65003
w/Metal Clips & Hinged Collars	61004	60414	65004
w/Cam Locks and Hinged Collars	61005	60415	65005
w/Clips, Cams & Hinged Collars	61006	60416	65006
1" Straps, 5.25"L x 1.75"H Pads		Push Button	Security Plastic
w/Metal Clips	61101	60421	65101
w/Cam Locks	61102	60422	65102
w/Metal Clips & Cam Locks	61103	60423	65103
w/Metal Clips & Hinged Collars	61104	60424	65104
w/Cam Locks & Hinged Collars	61105	60425	65105
w/Clips, Cams & Hinged Collars	61106	60426	65106
1" Straps, 6.25"L x 1.75"H Pads		Push Button	Security Plastic
w/Metal Clips	61201	60431	65201
w/Cam Locks	61202	60432	65202
w/Metal Clips & Cam Locks	61203	60433	65203
w/Metal Clips & Hinged Collars	61204	60434	65204
w/Cam Locks & Hinged Collars	61205	60435	65205
w/Clips, Cams & Hinged Collars	61206	60436	65206

Description	Buckle	Style
1.5" Straps, 5.25"L x 2.25"H Pads	Push Button	Security Plastic
w/Metal Clips	62001	60441 65301
w/Cam Locks	62002	60442 65302
w/Metal Clips & Cam Locks	62003	60443 65303
w/Metal Clips & Hinged Collars	62004	60444 65304
w/Cam Locks and Hinged Collars	62005	60445 65305
w/Clips, Cams & Hinged Collars	62006	60446 65306
1.5" Straps, 7.25"L x 2.25"H Pads	Push Button	Security Plastic
w/Metal Clips	62101	60451 65401
w/Cam Locks	62102	60452 65402
w/Metal Clips & Cam Locks	62103	60453 65403
w/Metal Clips & Hinged Collars	62104	60454 65404
w/Cam Locks & Hinged Collars	62105	60455 65405
w/Clips, Cams & Hinged Collars	62106	60456 65406
1.5" Straps, 9.25"L x 2.5"H Pads	Push Button	Security Plastic
w/Metal Clips	62201	60461 65501
w/Cam Locks	62202	60462 65502
w/Metal Clips & Cam Locks	62203	60463 65503
w/Metal Clips & Hinged Collars	62204	60464 65504
w/Cam Locks & Hinged Collars	62205	60465 65505
w/Clips, Cams & Hinged Collars	62206	60466 65506



Description	Buckle	Style
2" Straps, 9.25"L x 3"H Pads	Push Button	Security Plastic
w/Metal Clips	64001	60471 65601
w/Cam Locks	64002	60472 65602
w/Metal Clips & Cam Locks	64003	60473 65603
w/Metal Clips & Hinged Collars	64004	60474 65604
w/Cam Locks & Hinged Collars	64005	60475 65605
w/Clips, Cams & Hinged Collars	64006	60476 65606
2" Straps, 11.25"L x 3"H Pads	Push Button	Security Plastic
w/Metal Clips	64101	60481 65701
w/Cam Locks	64102	60482 65702
w/Metal Clips & Cam Locks	64103	60483 65703
w/Metal Clips & Hinged Collars	64104	60484 65704
w/Cam Locks & Hinged Collars	64105	60485 65705
w/Clips, Cams & Hinged Collars	64106	60486 65706
Bariatric 2" Straps, 11.25"L x 3"H Pads	Push Button	
w/Metal Clips	64301	
w/Cam Locks	64302	
w/Metal Clips & Cam Locks	64303	
w/Metal Clips & Hinged Collars	64304	
w/Cam Locks & Hinged Collars	64305	
w/Clips, Cams & Hinged Collars	64306	



METAL CLIP

CAM LOCK
BUCKLEHINGED
COLLAR

A hip belt is not a safety device.
It is to be used only for positioning.

CUSTOM SEATING

BODY POSITIONING

WHEELCHAIR TRAYS

ASSISTIVE TECHNOLOGY

PATIENT TRANSFER

ADAPTIVE SPORTS

TheraFit Premium Soft Goods

THERAFIT UNPADDED SINGLE PULL HIP BELTS W/METAL BUCKLE

Features:

- Same metal buckles and straps as our other Single Pull Hip Belts, without the padded areas
- Metal attaching clips attach belt to chair

Description	Part Number
Single Pull Hip Belt, Unpadded	
1" Straps w/Metal Clips, Push Button Buckle	33120
1" Straps w/Metal Clips, Security Buckle	33126
1.5" Straps w/Metal Clips, Push Button Buckle	33130
1.5" Straps w/Metal Clips, Security Buckle	60310
2" Straps w/Metal Clips, Push Button Buckle	33140
2" Straps w/Metal Clips, Security Buckle	33146

These two Hip Belts are 58" long (see table below left)

METAL PUSH BUTTON BUCKLE



METAL SECURITY BUCKLE



TheraFit Single Pull Hip Belt Length

1" Straps	51"	Lengths are taken from end to end, straps fully extended, without any of the attaching hardware.
1.5" Straps	58"	
2" Straps	67"	
Bariatric 2" Straps	91"	



OPTIONAL
BELT EXTENDER STRAPS

BELT EXTENDER STRAPS, EACH 24" LONG

Description	Part Number
1" Straps, Pair	60144
1.5" Straps, Pair	60145
2" Straps, Pair	60146
Extends hip belt length by 20 extra inches on each side	

SLIP ON HIP BELT PADS

NEW

Features:

- Pads designed to fit specific webbing sizes
- Easy to install; slips right on
- Pads ordered and billed separately; use split codes

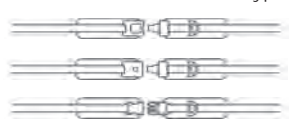


Description	Part Number	Webbing Size
Single Pull Hip Belt, Unpadded		
Slip on Hip Belt Pad 4.25W x 1.75 H, Pair	33178	1"
Slip on Hip Belt Pad 5.25W x 1.75 H, Pair	33179	1"
Slip on Hip Belt Pad 6.25W x 1.75 H, Pair	33180	1"
Slip on Hip Belt Pad 5.25W x 2.25 H, Pair	33181	1.5"
Slip on Hip Belt Pad 7.25W x 2.25 H, Pair	33182	1.5"
Slip on Hip Belt Pad 9.25W x 2.5 H, Pair	33183	1.5"
Slip on Hip Belt Pad 9.25W x 3 H, Pair	33184	2"
Slip on Hip Belt Pad 10.25W x 2.5 H, Pair	33186	1.5"
Slip on Hip Belt Pad 10.25W x 3 H, Pair	33187	2"
Slip on Hip Belt Pad 11.25W x 3 H, Pair	33185	2"

TheraSleeve It!



TheraSleeves fit all Buckle types.



TheraFit Single Pull Hip Belt	TheraSleeve
1" Straps, All Buckle Types, Pair	Black
4.25"L x 1.75"H Pads	60081
5.25"L x 1.75"H Pads	60082
6.25"L x 1.75"H Pads	60083
1.5" Straps, All Buckle Types, Pair	Black
5.25"L x 2.25"H Pads	60084
7.25"L x 2.25"H Pads	60085
9.25"L x 2.5"H Pads	60086
2" Straps, All Buckle Types, Pair	Black
9.25"L x 3"H Pads	60087
11.25"L x 3"H Pads	60088

TheraSleeves for Hip Belts available only in Black fabric.

CUSTOM SEATING

BODY POSITIONING

WHEELCHAIR TRAYS

ASSISTIVE TECHNOLOGY

PATIENT TRANSFER

ADAPTIVE SPORTS

TheraFit Premium Soft Goods

THERAFIT REAR PULL HIP BELTS

Features:

- Dual pull allows buckle to be easily centered when tightening hip belt on user
- Available with NEW metal security buckle or metal buckle w/ push button release
- NEW metal security buckle feature reduces accidental user release
- Pads are attached to the straps
- Metal attaching clips, hinged collars, and cam lock buckles attach belt to chair

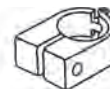
TheraFit Rear Pull Hip Belt Length

1" Straps w/6.25"L Pads	45"	Lengths are taken from end to end, straps fully extended, without any of the attaching hardware.
1.5" Straps w/7.25"L Pads	51"	
1.5" Straps w/9.25"L Pads	59"	

Description	Buckle Style	
Belt w 1" Straps, 6.25"L x 1.75"H Pads	Push Button	Security
w/ Metal Clips	60161	60311
w/ Cam Locks	60162	60312
w/ Metal Clips & Cam Locks	60163	60313
w/ Metal Clips & Hinged Collars	60164	60314
w/ Cam Locks & Hinged Collars	60165	60315
w/ Clips, Cams & Hinged Collars	60166	60316
Belt w/ 1.5" Straps, 7.25"L x 2.25"H Pads	Push Button	Security
w/ Metal Clips	60171	60321
w/ Cam Locks	60172	60322
w/ Metal Clips & Cam Locks	60173	60323
w/ Metal Clips & Hinged Collars	60174	60324
w/ Cam Locks & Hinged Collars	60175	60325
w/ Clips, Cams & Hinged Collars	60176	60326
Belt w/ 1.5" Straps, 9.25"L x 2.5"H Pads	Push Button	Security
w/ Metal Clips	60181	60331
w/ Cam Locks	60182	60332
w/ Metal Clips & Cam Locks	60183	60333
w/ Metal Clips & Hinged Collars	60184	60334
w/ Cam Locks & Hinged Collars	60185	60335
w/ Clips, Cams & Hinged Collars	60186	60336



METAL CLIP

CAM LOCK
BUCKLEHINGED
COLLAR

A hip belt is not a safety device.
It is to be used only for positioning.

BELT EXTENDER STRAPS, EACH 24" LONG

Description	Part Number
1" Straps, Pair	60144
1.5" Straps, Pair	60145
2" Straps, Pair	60146
Extends hip belt length by 20 extra inches on each side	

CUSTOM SEATING

BODY POSITIONING

WHEELCHAIR TRAYS

ASSISTIVE TECHNOLOGY

PATIENT TRANSFER

ADAPTIVE SPORTS

TheraFit Premium Soft Goods

THERAFIT CENTER PULL HIP BELTS

Features:

- Dual pull allows buckle to be easily centered when tightening hip belt on user
- Plastic side release buckle
- Pads are attached to the straps
- Metal attaching clips, hinged collars, and cam lock buckles attach belt to chair

TheraFit Center Pull Hip Belt Length

1" Straps w/4.25"L Pads	54"	Lengths are taken from end to end, straps fully extended, without any of the attaching hardware.
1" Straps w/5.25"L Pads	54"	
1.5" Straps w/5.25"L Pads	61"	
1.5" Straps w/7.25"L Pads	61"	

Description	Part Number
Belt w/ 1" Straps, 4.25"L x 1.75"H Pads	
w/ Metal Clips	60211
w/ Cam Locks	60212
w/ Metal Clips & Cam Locks	60213
w/ Metal Clips & Hinged Collars	60214
w/ Cam Locks & Hinged Collars	60215
w/ Clips, Cams & Hinged Collars	60216
Belt w/ 1" Straps, 5.25"L x 1.75"H Pads	
w/ Metal Clips	60221
w/ Cam Locks	60222
w/ Metal Clips & Cam Locks	60223
w/ Metal Clips & Hinged Collars	60224
w/ Cam Locks & Hinged Collars	60225
w/ Clips, Cams & Hinged Collars	60226
Belt w/ 1.5" Straps, 5.25"L x 2.25"H Pads	
w/ Metal Clips	60231
w/ Cam Locks	60232
w/ Metal Clips & Cam Locks	60233
w/ Metal Clips & Hinged Collars	60234
w/ Cam Locks & Hinged Collars	60235
w/ Clips, Cams & Hinged Collars	60236
Belt w/ 1.5" Straps, 7.25"L x 2.25"H	
w/ Metal Clips	60241
w/ Cam Locks	60242
w/ Metal Clips & Cam Locks	60243
w/ Metal Clips & Hinged Collars	60244
w/ Cam Locks & Hinged Collars	60245
w/ Clips, Cams & Hinged Collars	60246



METAL CLIP

CAM LOCK
BUCKLEHINGED
COLLAROPTIONAL
BELT EXTENDER STRAPS

Legacy Seat Harness

SEAT HARNESS

Features:

- Position the harness under the buttocks, with the front straps/buckles between the legs
- The long adjustable front straps go over the thighs
- Metal clips and cam lock buckles attach the harness to the chair

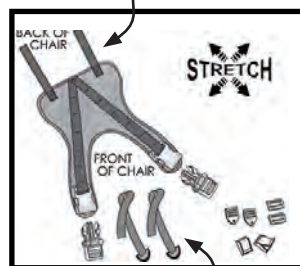


A seat harness is not a safety device.
It is to be used only for positioning.

Description	Part Number		Padded Area Dimensions	
	Suggested Chair Width		Length	Width (buckle end)
Small	30516	11" - 13"	16"	10"
Medium	30517	14" - 16"	17"	12"
Large	30518	17" - 19"	18"	13"



All Back straps on this page are 9" long, without attaching hardware.



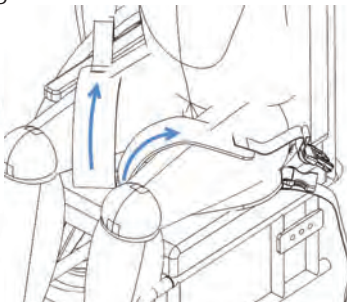
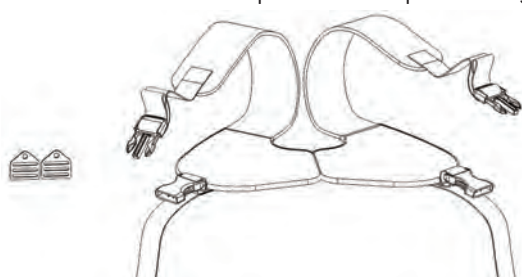
All Front straps on this page are 24" long, without attaching hardware.

STATIC SEAT HARNESS

Features:

- Designed with static material to maintain neutral pelvis for those with high extensor tone
- Helps control posterior pelvis rotation and anterior thrusting
- Available in rear pull or front pull configurations

Description	Part Number	Part Number
	Front Pull	Rear Pull
Small	50726	50729
Medium	50727	50730
Large	50728	50731




SOFT GOODS ATTACHING HARDWARE

METAL ATTACHING CLIP

ATTACH 1" OR 1.5" STRAP TO CHAIR




ATTACH 2" STRAP TO CHAIR




CAM LOCK BUCKLE

ATTACH STRAP TO CHAIR



3-BAR SLIDING CLIP

LOOP STRAP AROUND FRAME



USE WITH METAL ATTACHING CLIP



FINGER LOOP STRAP

PULL FINGER LOOP TO TIGHTEN



CUSTOM SEATING

BODY POSITIONING

WHEELCHAIR TRAYS

ASSISTIVE TECHNOLOGY

PATIENT TRANSFER

ADAPTIVE SPORTS

Vest/Belt Attaching

STRAP POSITIONING GUIDES

Features:	Description	Part Number
<ul style="list-style-type: none">Secure strap positioning guide directly to chair or use with cam lock buckle or metal attaching clip	Strap Positioning Guides, Pair	51030



METAL
ATTACHING CLIP

CAM LOCK
BUCKLE

HINGED COLLAR

Features:	Description	Part Number
<ul style="list-style-type: none">No chair frame penetrationOne size fits 7/8", 1" and 1 1/8" tubingUse as mounting points for a vest or beltNOTE: Do not overtighten! When tightening, the two halves DO NOT TOUCH.	Hinged Collar (1) Fits 7/8", 1" and 1 1/8"	50410

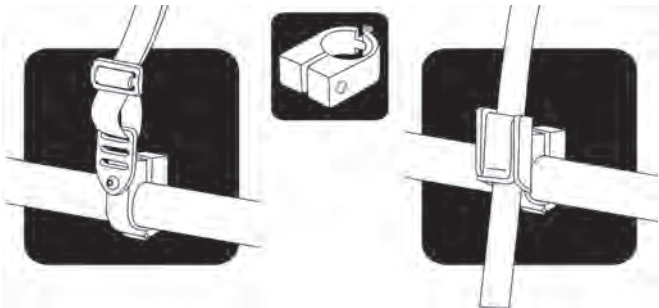


HINGED
COLLAR



HINGED COLLAR

USE WITH METAL ATTACHING CLIP OR CAM LOCK BUCKLE TO CREATE A MOUNTING POINT ANYWHERE ALONG FRAME



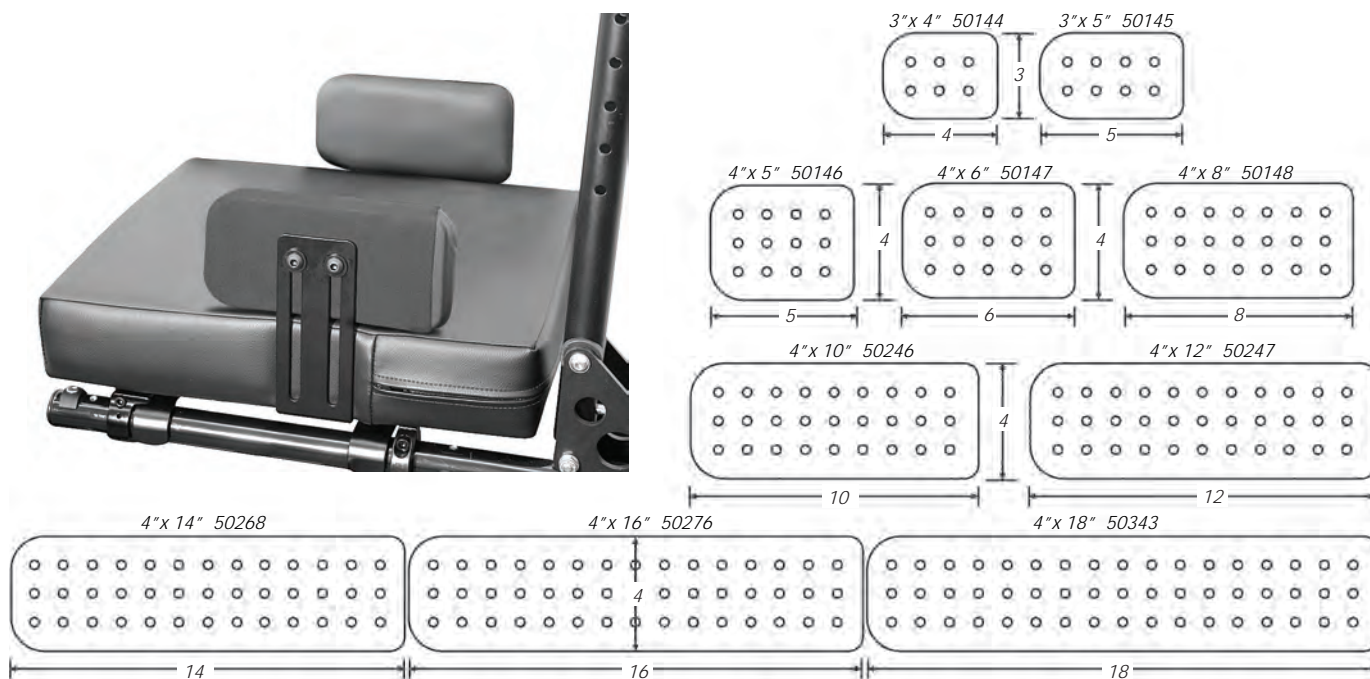
Hip Guides

VALUE PADS, HIP GUIDES

Value Pads are stock size Hip Pads with no modifications. Choose from:

- **Foam Pads** - 1/2" medium visco foam over 3/8" birch plywood base, black reverse Dartex® contact surface with black neoprene on back side, no modifications

Description	Part Number	Description	Part Number
Foam Pads			
3" x 4"	50144	3" x 5"	50145
4" x 5"	50146	4" x 6"	50147
4" x 8"	50148	4" x 10"	50246
4" x 12"	50247	4" x 14"	50268
4" x 16"	50276	4" x 18"	50343



CUSTOM SEATING

BODY POSITIONING

WHEELCHAIR TRAYS

ASSISTIVE TECHNOLOGY

PATIENT TRANSFER

ADAPTIVE SPORTS

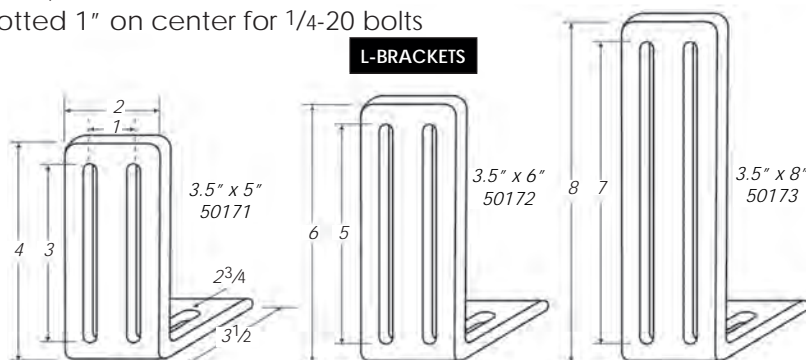
Hip Guides

HIP GUIDE L-BRACKETS & OFFSET BRACKETS

Features:

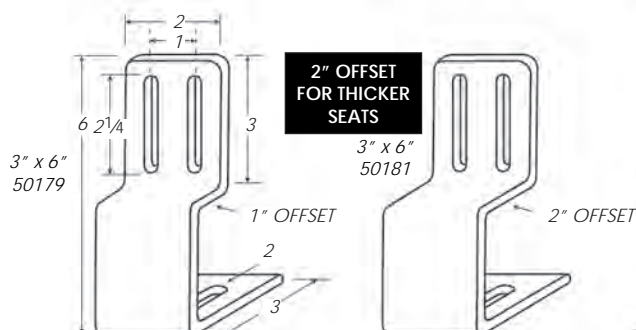
- Black, carbon steel
- Slotted 1" on center for 1/4-20 bolts

L-BRACKETS

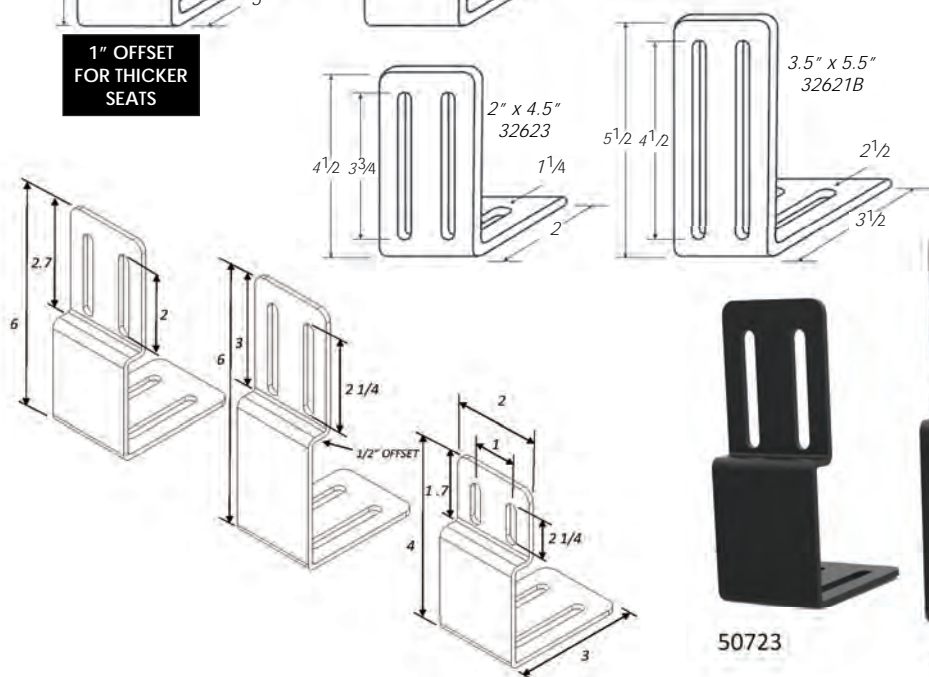


Description	Part Number
L-Brackets	
3.5" x 5"	50171
3.5" x 6"	50172
3.5" x 8"	50173
2" x 4.5"	32623
3.5" x 5.5"	32621B
Offset Brackets	
1" Offset, 3" x 6"	50179
2" Offset, 3" x 6"	50181
1/2" Offset, 3" x 4" (for 2.25" thick)	50725
1/2" Offset, 3" x 5" (for 2.25" thick)	50723
1/2" Offset, 3" x 6" (for 3" thick)	50724

2" OFFSET FOR THICKER SEATS



1" OFFSET FOR THICKER SEATS



SPACER

Features:

- Black, aluminum
- 2" x 1", 1/2" thick with 1" on center holes
- Provides extra seat clearance

SPACER
50098



Description	Part Number
Spacer	50098

CUSTOM SEATING

BODY POSITIONING

WHEELCHAIR TRAYS

ASSISTIVE TECHNOLOGY

PATIENT TRANSFER

ADAPTIVE SPORTS

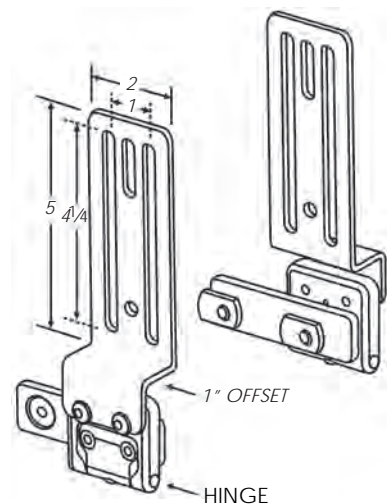
Hip Guides

FLIPDOWN HIP GUIDE HARDWARE FOR QUANTUM® TB3 CHANNEL/TRACK

Features:

- Allows easy addition of hip support on Quantum® TB3 wheelchairs, the hardware slides into the seat channel
- Low profile heavy duty hinge has push button release to flip the Hip Guide Pad down and out of the way for lateral transfers
- Use with hip guide pads (sold separately)

Description	Part Number
Hardware Pair, no pads	30096
Hardware Single, no pad	31397



NO-MOUNT HIP GUIDE

Features:

- Slips into the space between a cushion and the armrest
- Sold single, can be used on either side
- ABS base with 1" foam and a cover
- Base length is 2" less than pad length
- No hardware is needed to use

Description	Part Number
No-Mount Hip Guide, 14" Long Pad	34503
No-Mount Hip Guide, 16" Long Pad	34504
No-Mount Hip Guide, 18" Long Pad	34505

**SIMPLE HIP GUIDES STAY IN PLACE
AND DON'T HAVE TO BE MOUNTED
TO THE WHEELCHAIR**

**NO ASSEMBLY...NO LABOR...
NO HARDWARE...NO TOOLS!**



SOLD SINGLE

CUSTOM SEATING

BODY POSITIONING

WHEELCHAIR TRAYS

ASSISTIVE TECHNOLOGY

PATIENT TRANSFER


ADAPTIVE SPORTS

Hip Guides

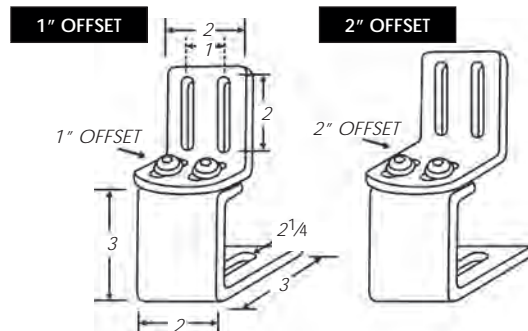
ADJUSTABLE ANGLE HIP GUIDE HARDWARE

Features:

- Rotate hip guide up to 21°
- Available with 1" offset or 2" offset
- Use with hip guide pads (sold separately)
- May also be used with adductor pads (sold separately)



Description	Part Number
Hardware w/1" Offset	50235
Hardware w/2" Offset	50236

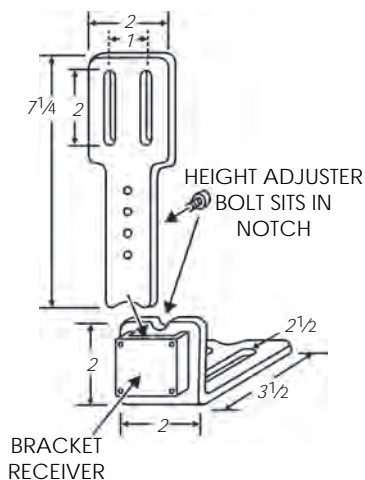


REMOVABLE HIP GUIDE HARDWARE

Features:

- Quickly remove hip guides from chair
- Slots in bracket allow height adjustment at pad
- Holes in bracket allow height adjustment at bracket receiver in 1/2" increments
- Use with hip guide pads (sold separately)
- May also be used with adductor pads (sold separately)

Description	Part Number
Hardware w/Flush Bracket	50240
Hardware w/1" Offset Bracket	50241
Hardware w/1 1/2" Offset Bracket	50245
Hardware w/2" Offset Bracket	50242



CUSTOM SEATING

BODY POSITIONING

WHEELCHAIR TRAYS

ASSISTIVE TECHNOLOGY

PATIENT TRANSFER

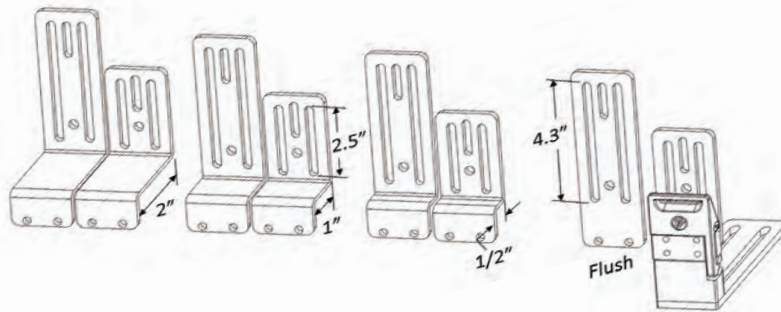
ADAPTIVE SPORTS

Hip Guides

LOCKING REMOVABLE HIP GUIDE BRACKET (FOR SEATING SYSTEM)

Features:

- Allows lateral hip supports to be removed for transfer/ Improve ingress and egress
- Locking feature easy to operate/Improves patient's ability to actuate
- Attaches to seating systems (See next page for attachment to power chairs)



SEAT MOUNT LOCKING REMOVABLE HIP GUIDE BRACKET MATRIX

Total Seat Thickness			2	2.5	3	3.5	4	4.5	5	5.5	6
Offset	Length	Pad Mount Bracket									
0	3		34320	34328	34336	34344	34352	34360	34368	34376	34384
	5		34321	34329	34337	34345	34353	34361	34369	34377	34385
0.5	3		34322	34330	34338	34346	34354	34362	34370	34378	34386
	5		34323	34331	34339	34347	34355	34363	34371	34379	34387
1	3		34324	34332	34340	34348	34356	34364	34372	34380	34388
	5		34325	34333	34341	34349	34357	34365	34373	34381	34389
2	3		34326	34334	34342	34350	34358	34366	34374	34382	34390
	5		34327	34335	34343	34351	34359	34367	34375	34383	34391

CUSTOM SEATING

BODY POSITIONING

WHEELCHAIR TRAYS

ASSISTIVE TECHNOLOGY

PATIENT TRANSFER

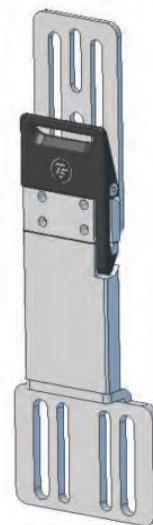
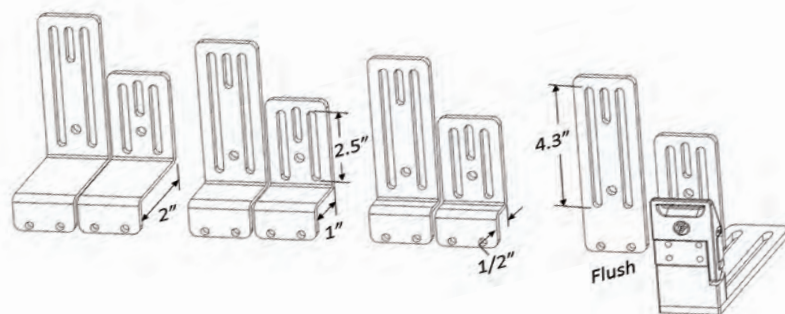
ADAPTIVE SPORTS

Hip Guides

LOCKING REMOVABLE HIP GUIDE BRACKET (FOR POWER CHAIR)

Features:

- Allows lateral hip supports to be removed for transfer/ Improve ingress and egress
- Locking feature easy to operate/Improves patient's ability to actuate
- Attaches to the rails of power chairs



NEW

POWER CHAIR CHANNEL MOUNT LOCKING REMOVABLE HIP GUIDE BRACKET MATRIX

Total Seat Thickness			3.5	4	4.5	5	5.5	6
Offset	Length	Pad Mount Bracket						
0	3		34437	34445	34453	34461	34469	34477
	5		34438	34446	34454	34462	34470	34478
0.5	3		34439	34447	34455	34463	34471	34479
	5		34440	34448	34456	34464	34472	34480
1	3		34441	34449	34457	34465	34473	34481
	5		34442	34450	34458	34466	34474	34482
2	3		34443	34451	34459	34467	34475	34483
	5		34444	34452	34460	34468	34476	34484

CUSTOM SEATING

BODY POSITIONING

WHEELCHAIR TRAYS

ASSISTIVE TECHNOLOGY

PATIENT TRANSFER

ADAPTIVE SPORTS

Abductors

FLIPDOWN ABDUCTOR HARDWARE & PADS W/COVER

Features:

- Brackets adjust to cushion thickness, and abductor pad swings out of the way
- Low profile heavy duty flip-down hinge has push button release
- Hinge is black anodized aluminum and stainless steel
- Brackets are stainless steel, coated black
- Narrow pad is molded durable silicone gel, removable neoprene cover included
- Other 3 pads are black textured self-skinning polyurethane foam, removable neoprene covers available
- Features Heavy Duty Stainless Steel 4" Mounting Bracket

NARROW - GEL
With Cover On


SMALL

MEDIUM

LARGE

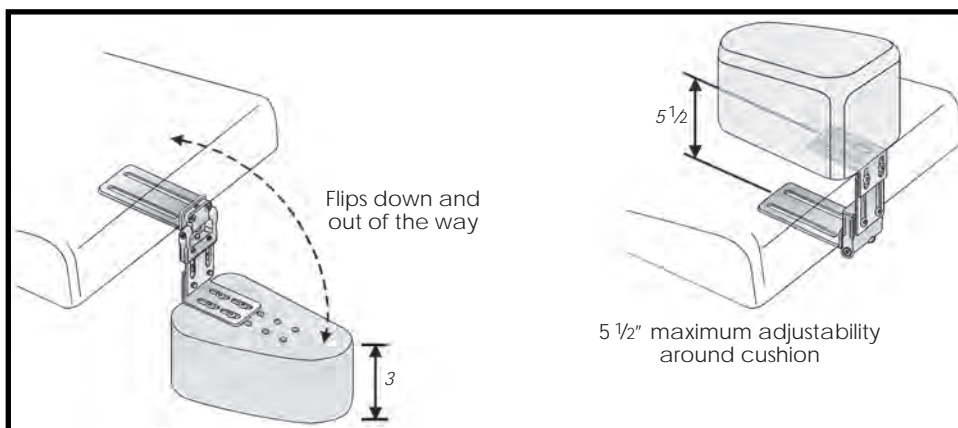
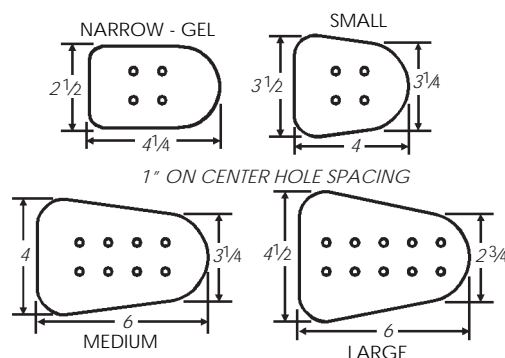


ALL ABDUCTOR PADS
ARE LATEX-FREE



WE
USE **SynerGel™**
Dynamic Floatation Polymer

Description	Part Number
Flipdown Abductor Hardware Kit	
Hardware Kit Only (No Pad)	50180
Abductor Pads w/Removable Neoprene Cover	
Narrow Gel Pad w/Cover	50288
Small Pad w/Cover	50285
Medium Pad w/Cover	50286
Large Pad w/Cover	50287
Flipdown Hardware Kits w/Pad Only (no cover)	
Flipdown Kit w/Narrow Gel Pad	31495P
Flipdown Kit w/Small Pad	31495S
Flipdown Kit w/Medium Pad	31495M
Flipdown Kit w/Large Pad	31495L
Abductor Kit Accessories	
Small Neoprene Pad Cover	32409
Medium Neoprene Pad Cover	32410
Large Neoprene Pad Cover	32411
Small Pad	31429
Medium Pad	31430
Large Pad	31431
Custom Abductor Pad	
Made to your specifications	Quote



Abductors

HEAVY DUTY FLIPDOWN ABDUCTOR HARDWARE

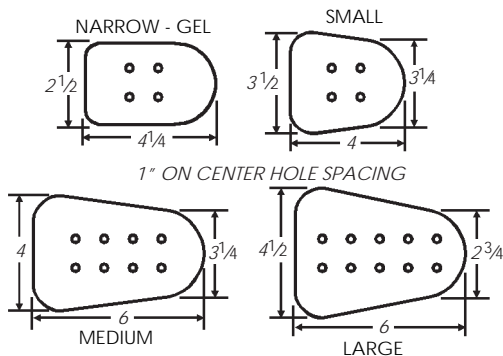
Features:

- Height adjustable stem allows a good fit against the seat, reducing the gap between the abductor pad and the seat
- Interface plate allows for forward/backward adjustment, side-to-side adjustment, and pad angle adjustment for an individual in the windswept position
- Narrow profile reduces hardware interference
- Push button release
- Main stem and rotation cylinder are stainless steel, durable and resistant to corrosion
- Narrow pad is molded durable silicone gel, with removable neoprene cover
- Other 3 pads are black textured self-skinning polyurethane foam, with removable neoprene covers

Description	Part Number
Heavy Duty Flipdown Abductor Hardware Kit	
Hardware Kit for 1 5/8" to 3" Seat Thickness	50700
Hardware Kit for 3" to 4 1/4" Seat Thickness	50701
Hardware Kit for 4" to 5 1/2" Seat Thickness	50702
Abductor Pads w/Removable Neoprene Cover	
Narrow Gel Pad w/Cover	50288
Small Pad w/Cover	50285
Medium Pad w/Cover	50286
Large Pad w/Cover	50287
Custom Abductor Pad	
Made to your specifications	Quote



Flipdown Abductor video:
tinyurl.com/FlipdownAbductor



WE USE **SynerGel™**
 Dynamic Floatation Polymer

Knee Adductor Assembly

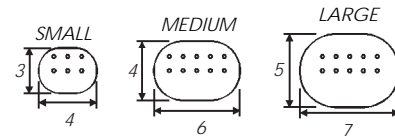
MULTI-AXIS KNEE ADDUCTOR HARDWARE & PADS

Features:

- Multi-Axis hardware has 3 pivot points
- 1 1/4" thick pads are all-black textured urethane self-skinning foam, 3 standard pad sizes
- Optional neoprene cover with gel insert
- Swings away when attached to footrest hanger
- Two sizes available, 7/8" and 1"



KNEE PAD AND HARDWARE HAVE THREE ADJUSTMENT PIVOT POINTS, TO ALLOW FOR MANY DIFFERENT CONFIGURATIONS.



WE USE **SynerGel™**
Dynamic Floatation Polymer

Description	Part Number	
Knee Adductor Hardware For 7/8" Tubes	Pair	Single
Hardware w/Small Pad	50277	31547
Hardware w/Medium Pad	50278	31548
Hardware w/Large Pad	50279	31549
Knee Adductor Hardware For 1" Tubes	Pair	Single
Hardware w/Small Pad	50280	31532
Hardware w/Medium Pad	50281	31533
Hardware w/Large Pad	50282	31534
Neoprene Cover with Gel Insert		
Cover for Small Pad (1)	50048	
Cover for Medium Pad (1)	50049	
Cover for Large Pad (1)	50050	
Knee Adductor Pad Only, No Cover		
3" x 4" Pad (Small)	31460S	
4" x 6" Pad (Medium)	31460M	
5" x 7" Pad (Large)	31460L	
Replacement Rotational Section		
For 7/8" Tube	31545	
For 1" Tube	31544	

CUSTOM SEATING

BODY POSITIONING

WHEELCHAIR TRAYS

ASSISTIVE TECHNOLOGY

PATIENT TRANSFER


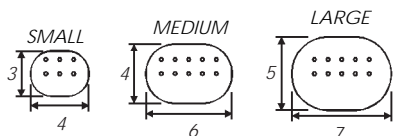
ADAPTIVE SPORTS

Flipdown Knee Adductor Assembly

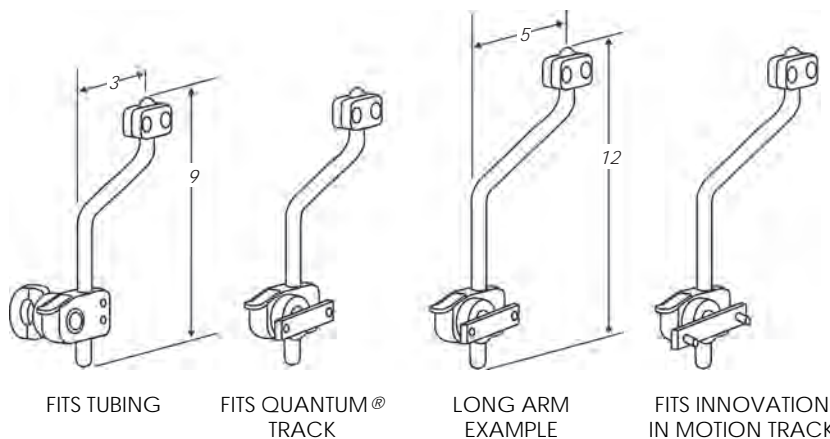
FLIPDOWN KNEE ADDUCTOR ASSEMBLY

Features:

- Superior locking mechanism with very little play
- Flipdown trigger release design
- Fits from 3/4" to 1 3/8" tubing
- Also available to fit Quantum® seat tracks or Innovation in Motion seat tracks
- Available in short arm and long arm configurations
- 3 standard pad sizes, and custom pad is available
- 1 1/4" thick pads are all-black textured urethane self-skinning foam, with a neoprene cover



Description	Part Number
Flipdown Knee Adductor Hardware for 3/4", 7/8", and 1" Tubing	
Short Arm, Left Side (1)	30271
Short Arm, Right Side (1)	30272
Short Arm, Pair (1 left & 1 right)	30248
Long Arm, Left Side (1)	30079
Long Arm, Right Side (1)	30080
Long Arm, Pair (1 left & 1 right)	30284
Flipdown Knee Adductor Hardware for Larger Tubing	
	1 1/8" 1 1/4" 1 3/8"
Short Arm, Left Side (1)	32979 30092 32971
Short Arm, Right Side (1)	32980 30093 32972
Short Arm, Pair (1 left & 1 right)	32982 30083 32974
Long Arm, Left Side (1)	32977 30090 32969
Long Arm, Right Side (1)	32978 30091 32970
Long Arm, Pair (1 left & 1 right)	32981 30082 32973
Flipdown Knee Adductor Hardware for Quantum® Seat Tracks	
Short Arm, Left Side (1)	30255
Short Arm, Right Side (1)	30256
Short Arm, Pair (1 left & 1 right)	30240
Long Arm, Left Side (1)	30291
Long Arm, Right Side (1)	30292
Long Arm, Pair (1 left & 1 right)	30276
Flipdown Knee Adductor Hardware & Pads for Innovation in Motion Frontier V6 Seat Tracks	
Pair of Arms (1 Right Side & 1 Left Side) AND Pair of Medium Pads (no cover)	30095
Knee Adductor Pad & Neoprene Cover	
3" x 4" Pad, Small (1)	50490
4" x 6" Pad, Medium (1)	50491
5" x 7" Pad, Large (1)	50492
Custom Knee Adductor Pad	
Made to your specifications	Quote
Neoprene Cover with Gel Insert	
Cover for Small Pad (1)	50048
Cover for Medium Pad (1)	50049
Cover for Large Pad (1)	50050
Replacement Attachment Clamp	
Fits 3/4", 7/8", and 1" tubing	32964
Fits 1 1/8" tubing	32976
Fits 1 1/4" tubing	32965
Fits 1 3/8" tubing	32968
Fits Quantum® seat track	32966



CUSTOM SEATING

BODY POSITIONING

WHEELCHAIR TRAYS

ASSISTIVE TECHNOLOGY

PATIENT TRANSFER

ADAPTIVE SPORTS

Adductors

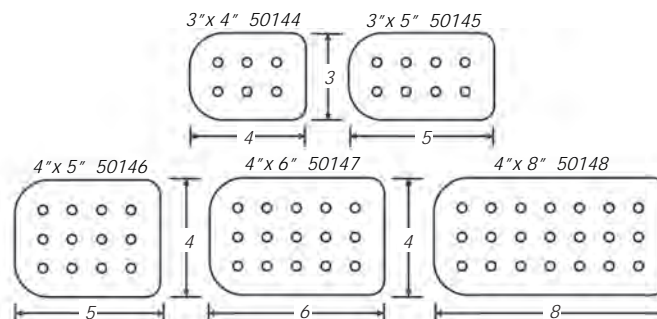
VALUE PADS, ADDUCTORS

Value Pads are standard off-the-shelf Adductor Pads with no modifications. Choose from:

- **Foam Pads** - 1/2" medium visco foam over 3/8" birch plywood base, black reverse Dartex® contact surface with black neoprene on back side, no modifications



Description	Part Number	Description	Part Number
Foam Pads			
3" x 4"	50270	3" x 5"	50271
4" x 5"	50272	4" x 6"	50273
4" x 8"	50275		



TRU SPEC PADS, ADDUCTORS

You specify the dimensions, foam, and color of the cover.

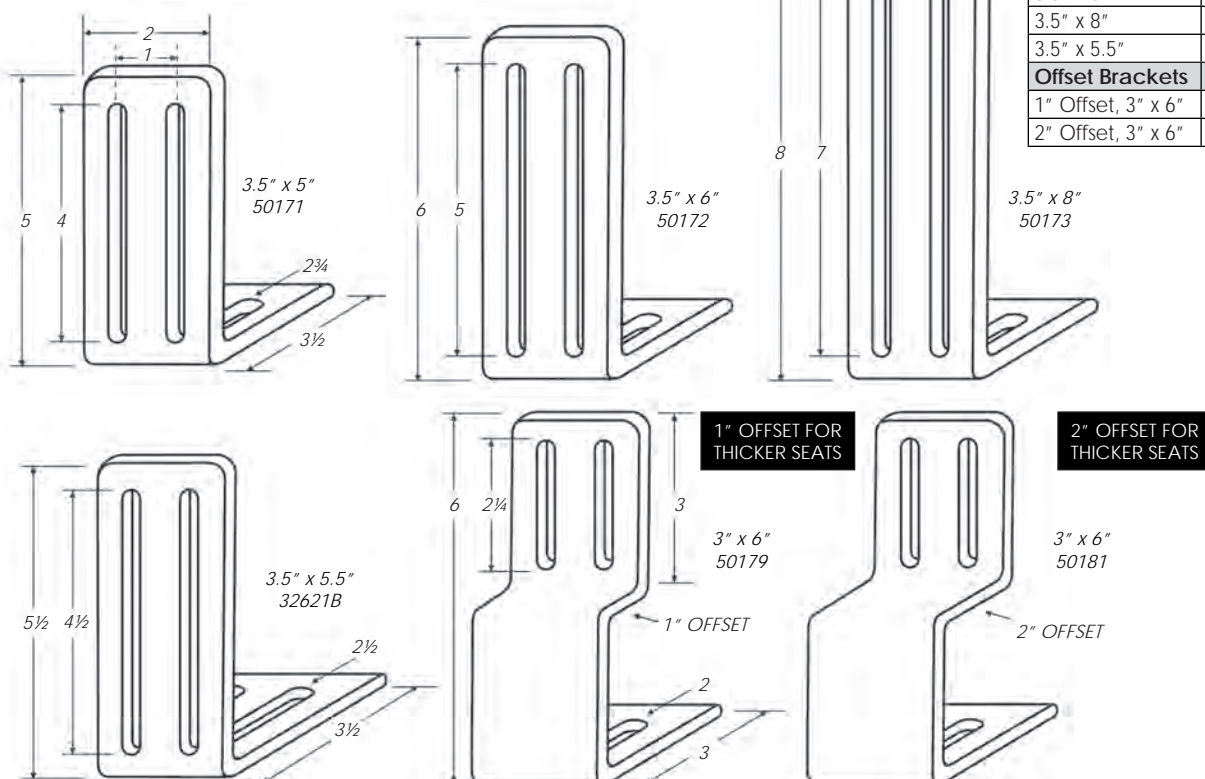
Description	Part Number	Description	Part Number
Flat	73004		
Modifications			
Additional Foam	71068	1/4" Gel	71067
Color Upholstery (for contact or non-contact surfaces)			
Blue, Pink, Red, Green, Purple, Teal, Grey, Raspberry, Yellow, Monster Green, Fizzy Cola, Very Cherry, Cinnamon Spice, Island Blue, Pretty In Pink, Orangesicle			

ADDUCTOR L-BRACKETS & OFFSET BRACKETS

Features:

- Black, carbon steel
- Slotted 1" on center for 1/4-20 bolts

Description	Part Number
L-Brackets	
3.5" x 5"	50171
3.5" x 6"	50172
3.5" x 8"	50173
3.5" x 5.5"	32621B
Offset Brackets	
1" Offset, 3" x 6"	50179
2" Offset, 3" x 6"	50181



Knee Support

MULTI-AXIS AMPUTEE SUPPORT PAD & HARDWARE

Features:

- Multi-Axis hardware has 3 pivot points
- Contoured pads are all-black textured urethane self-skinning foam
- Optional neoprene cover with gel insert available
- Swings away when attached to footrest hanger
- Two sizes available, 7/8" and 1"



AMPUTEE SUPPORT HARDWARE HAS THREE ADJUSTMENT PIVOT POINTS, TO ALLOW FOR MANY DIFFERENT CONFIGURATIONS.

Description	Part Number	
Amputee Support Assembly	For 7/8" Tube	For 1" Tube
Hardware w/5" x 8" Pad	31552	31514
Hardware w/7" x 10" Pad	31553	31515
Hardware Only, No Pad	31556	31557
Neoprene Cover With Gel Insert		
Cover for 5" x 8" Pad	32390	
Cover for 7" x 10" Pad	32391	
Replacement Pad		
5" x 8" Pad	31542	
7" x 10" Pad	31498	
Replacement Rotational Section		
For 7/8" Tube	31545	
For 1" Tube	31544	

NEOPRENE COVER WITH GEL INSERT



DIMENSIONS™ GEL

Lower Extremity Support

THIGH STRAP

Features:

- Hook and loop material holds this 4" wide strap to chair frame
- Place over legs to hold them in position



Description	Part Number
Thigh Strap	30433



18" X 4" PANEL, AND EACH END STRAP IS 9" LONG UNFOLDED

KNEE STRAP

Features:

- Hook and loop material holds this 4" wide strap to chair frame
- Place over legs to hold them in position
- 4" square x 2 1/4" thick foam block fits between knees
- Foam block is removable from strap, held on with hook and loop material

Description	Part Number
Knee Strap	30432



21" X 4" PANEL, AND EACH END STRAP IS 9" LONG UNFOLDED

BASIC LEG STRAP

Features:

- 30" long soft strap is 2" wide
- Hook and loop end tabs are removable
- Easily cut to desired length

Description	Part Number
Basic Leg Strap, Single	30398
Basic Leg Straps, Pair	30399



CUSTOM SEATING

BODY POSITIONING

WHEELCHAIR TRAYS

ASSISTIVE TECHNOLOGY

PATIENT TRANSFER

ADAPTIVE SPORTS

Lower Extremity Support

PREMIUM CALF PANEL

Features:

- Simple one-piece design with easy hook and loop closure and adjustment
- Heavy neoprene fabric for durability
- Bound edge for a clean finish
- Optional pocket available for convenient storage of cell phone or keys
- **Sizes available for Small to Bariatric chairs**



Description	Part Number
Premium Calf Panel	
Small, fits chairs 12" to 16" wide	60038
Medium, fits chairs 16" to 20" wide	60039
Large, fits chairs 20" to 24" wide	60040
X-Large, fits chairs 24" to 28" wide	60044
2X-Large, fits chairs 28" to 32" wide	60045
Convenience Pocket	
Small, fits Small Calf Panel	60041
Medium, fits Medium Calf Panel	60042
Large, fits Large Calf Panel	60043



PREMIUM CALF PANEL



OPTIONAL POCKET

PADDED
STRAP

CALF PANEL

Features:

- Hook and loop material holds panel to chair frame
- Place behind legs for support

Description	Part Number
Calf Panel	
Small, 11" x 4" Panel	30485
Medium, 13" x 6" Panel	30486
Large, 15" x 8" Panel	30487



EACH END STRAP IS 9" LONG UNFOLDED

CUSTOM SEATING

BODY POSITIONING

WHEELCHAIR TRAYS

ASSISTIVE TECHNOLOGY

PATIENT TRANSFER

ADAPTIVE SPORTS

Foot & Shoe Holders

MOLDED SHOE HOLDERS

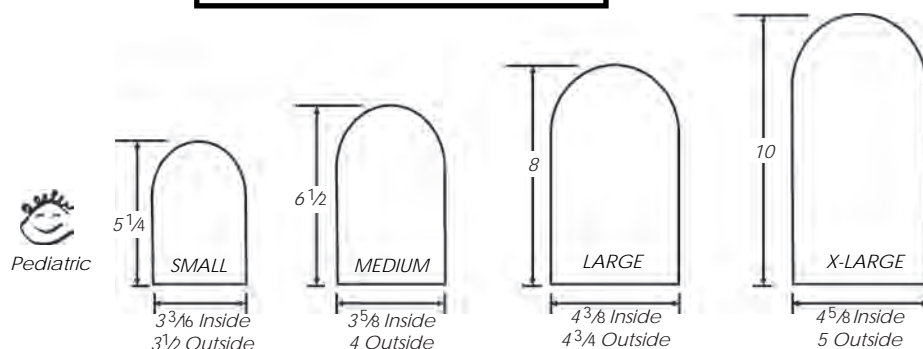
Features:

- Designed for strength and durability
- All versions come with the straps pre-attached
- Choose plain non-padded straps or padded straps
- New shape with parallel sides to better fit shoes
- Ankle strap slots are angled for comfortable fit
- Rear heel relief for high tone individuals
- Mounting holes are 1 1/2" on center
- Hardware to attach to footplates included

Description	Part Number
Molded Shoe Holders w/Plain Straps, Pair	
Small	30293
Medium	30303
Large	30309
X-Large	30316
Molded Shoe Holders w/Padded Straps, Pair	
Small	30233
Medium	30234
Large	30235
X-Large	30236



ALL VERSIONS SOLD IN PAIRS
PLAIN OR PADDED STRAPS AVAILABLE



REPLACEMENT STRAP SET FOR MOLDED SHOE HOLDERS

Features:

- 1 set replaces both straps on ONE shoe holder (ankle strap and toe strap)

Description	Part Number
Molded Shoe Holder Replacement Strap for 1 foot	
Small, w/Plain Straps (18" end-to-end)	30606
Medium, w/Plain Straps (26" end-to-end)	30607
Large, w/Plain Straps (30" end-to-end)	30608
X-Large, w/Plain Straps (33" end-to-end)	30609
Small, w/Padded Straps* (18" end-to-end)	30612
Medium, w/Padded Straps* (26" end-to-end)	30613
Large, w/Padded Straps* (30" end-to-end)	30614
X-Large, w/Padded Straps* (33" end-to-end)	30615
(*Includes 2 straps and 4 pads)	

REPLACEMENT PADS ONLY

Features:

- 8 pads, enough for the PAIR of Molded Shoe Holders

Description	Part Number
For Small or Medium Shoe Holders (qty. 8)	30616
For Large or X-Large Shoe Holders (qty. 8)	30617

CUSTOM SEATING

BODY POSITIONING

WHEELCHAIR TRAYS

ASSISTIVE TECHNOLOGY

PATIENT TRANSFER

ADAPTIVE SPORTS

Foot & Shoe Holders

FOOTSURE ANKLE SUPPORTS

- Features:
- High quality materials and quality construction
 - Reinforced back panel and durable attractive finish
 - Choose side release buckle closure or hook and loop closure
 - 5 sizes available
 - Attaches to footplate with footman loops, bolts and nuts, or self-tapping screws (all included)
 - Accommodates different abilities and preferences

Description	Part Number
FootSure Ankle Supports w/Buckle, Pair	
X-Small, 6" to 8" circumference	60250
Small, 7" to 8.5" circumference	60251
Medium, 8" to 11" circumference	60252
Large, 9" to 12" circumference	60253
X-Large, 12.5" to 15" circumference	60254
FootSure Ankle Supports w/Hook and Loop, Pair	
X-Small, 5" to 6" circumference	60255
Small, 6" to 8" circumference	60256
Medium, 8" to 10.5" circumference	60257
Large, 9" to 12" circumference	60258
X-Large, 12" to 15" circumference	60259

SIDE RELEASE
BUCKLE CLOSURE



HOOK & LOOP
CLOSURE



ALL VERSIONS
SOLD IN PAIRS



TOE STRAPS

- Features:
- Inexpensive alternative to shoe holders
 - Simple hook and loop strap design connects to footplate
 - 1" wide straps adjust to fit around the end of the user's shoe or foot

Description	Part Number
Small, Pair, adjusts 8" to 11.5"	30489
Medium, Pair, adjusts 9" to 13.5"	30490
Large, Pair, adjusts 10" to 15.5"	30491



SOLD IN PAIRS

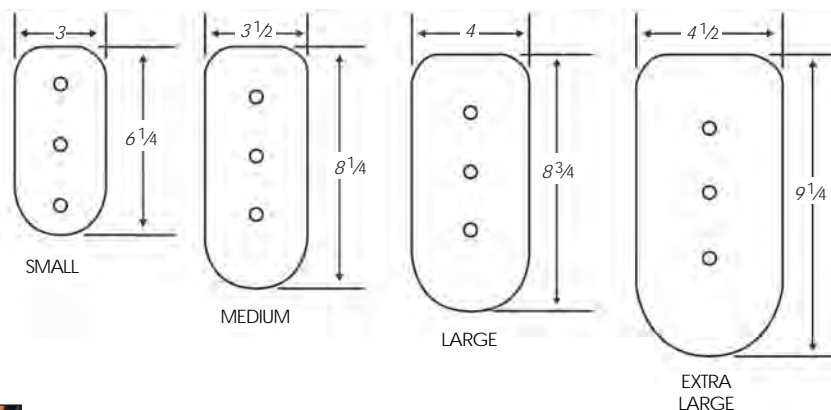
Foot & Shoe Holders

FLEXSURE FEET

Features:

- Designed for people who present complicated or challenging foot positioning issues
- Dynamic neoprene boot encompasses the foot and holds it secure
- Easily mounts to the footplate using an ABS reinforcing plate with pre-drilled holes
- Hook and loop closure has criss-cross straps make them easy to fit and adjust
- Buckle closure has Therafin's exclusive hinged buckle at the toe to help the lower strap stay secure at various angles
- Optional padded insert for stocking or bare feet

Description	Part Number	
FlexSure Feet, Pair	Hook & Loop	Buckle Closure
Small	31765	
Medium	31766	31772
Large	31767	31773
X-Large	31768	31774
FlexSure Padded Inserts, Pair		
Small	31761	
Medium	31762	
Large	31763	
X-Large	31764	



ALL VERSIONS
SOLD IN PAIRS



*Innovative New Design . . .
Easy To Use And Adjust*

It's all in this video:
<http://tinyurl.com/FlexSureFeet>

CUSTOM SEATING

BODY POSITIONING

WHEELCHAIR TRAYS

ASSISTIVE TECHNOLOGY

PATIENT TRANSFER

ADAPTIVE SPORTS

Foot & Shoe Holders

SHOE SANDALS

- Features:**
- New strap and footplate design for easier adjustment
 - Improved Shoe Sandals move independently with footplate
 - Flexible and comfortable, holds feet securely in place
 - Open design keeps the foot cooler in warm weather
 - Rigid base plate with dynamic ankle and toe strap
 - Adjustable even when mounted to footplate
 - Comes completely assembled
 - Hardware to attach to footplate included



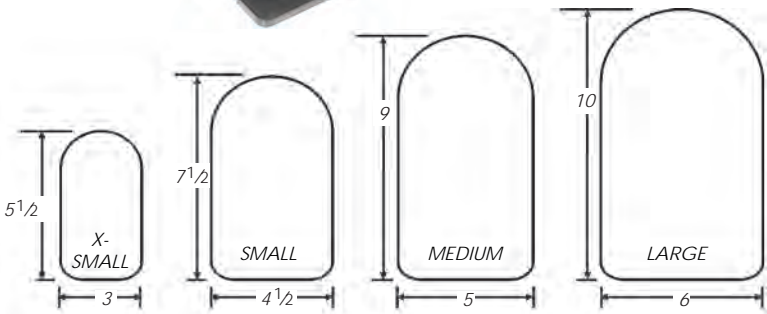
SOLD IN PAIRS



Description	Part Number
Shoe Sandals, Pair	
X-Small	30649
Small	30650
Medium	30651
Large	30652
Optional Padded Inserts, Pair	
X-Small	30653
Small	30654
Medium	30655
Large	30656
Replacement Padded Toe Straps, Pair	
X-Small	30657
Small	30658
Medium	30659
Large	30660



OPTIONAL
PADDED INSERTS
FOR ADDED COMFORT

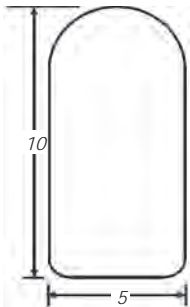


SHOE HOLDERS WITH 2-PIECE PAD

- Features:**
- Simple foot holder with no straps
 - Can be used with or without shoes
 - Removable 1/2" thick pads for comfort on the sides and bottom of the foot when user is barefoot or wearing socks
 - Rigid base plate with mounting holes and flexible sides

Description	Part Number
5" x 10" base plate (outside dimensions), Pair	30147

SOLD IN PAIRS



BASE PLATE OUTSIDE DIMENSIONS

Pads are 1/2" thick

CUSTOM SEATING

BODY POSITIONING

WHEELCHAIR TRAYS

ASSISTIVE TECHNOLOGY

PATIENT TRANSFER

ADAPTIVE SPORTS

Foot & Shoe Holders

PADDED ABS FOOTBOXES

Features:

- Resilient ABS construction bounces back into shape after impact
- Split footbox design allows each side to move independently with footplate
- Full footbox design mounts across both foot plates
- Padded vinyl inserts are closed cell washable foam
- Slotted base for easy installation and adjustment
- Allows limited movement while containing the lower extremities

Description	Part Number	
Padded Split Footbox		Replacement Pads
Small, fits 14" chair	30152	31848
Medium, fits 16" chair	30153	31856
Large, fits 18" chair	30154	31869
Padded Full Footbox		Replacement Pads
Small, fits 14" chair	30111	31859
Medium, fits 16" chair	30112	31860
Large, fits 18" chair	30113	31861
Custom Footbox		
Made to your specifications	Quote	




FULL DESIGN



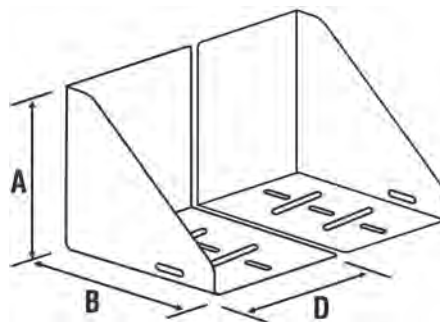
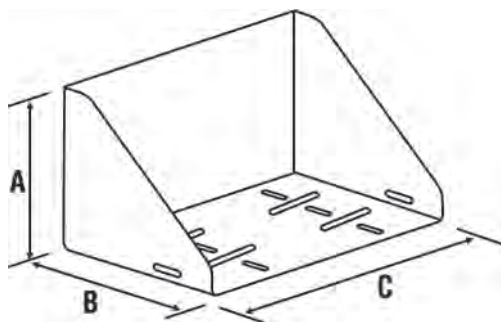
SPLIT DESIGN



Sides have slots for straps, and base has long slots for easy installation and adjustment



Padded insert helps to reduce the risk of skin breakdown due to deformities of the feet and ankles and limited range of motion



DIMENSIONS (inches)	A	B	C	D
SMALL	6"	8"	11"	5.5"
MEDIUM	8"	10"	13"	6.5"
LARGE	10"	12"	15"	7.5"

CUSTOM SEATING

BODY POSITIONING

WHEELCHAIR TRAYS

ASSISTIVE TECHNOLOGY

PATIENT TRANSFER

ADAPTIVE SPORTS

Tubing Hardware Pieces

KNOB SEAT MOUNTS	Part Number
Fits 7/8", 1" and 1 1/8", Pair	50406

- One size fits 7/8", 1", and 1 1/8" tubing
- Sold in pairs for easy right and left adjustment
- Don't overtighten! The two halves do not touch.



UNIVERSAL RAIL LOCK	Part Number
Fits 7/8" and 1", Pair	32557

- One size fits 7/8" and 1" tubing
- Sold in pairs for easy right and left adjustment
- Don't overtighten! The two halves do not touch.



SLOTTED SEAT BRACKETS	Part Number
Standard Length, Pair	50409
Long Version, Pair	50399

- Black, carbon steel, sold in pairs
- Connects seat to Knob Seat Mount
- Long version is for use on chairs that fold, the extra length allows the hardware to be correctly positioned around the crossframe



SLOTTED BACK BRACKETS	Part Number
1 Right Side & 1 Left Side Bracket	50407

- Black, carbon steel
- Connects back to Wrap Around Mounts
- Sold in pairs for easy right and left adjustment



HINGED SWING TABS	Part Number
SEAT Hinged Swing Tabs, Pair	50009
BACK Hinged Swing Tabs, Pair	50014

- One size fits 7/8", 1", and 1 1/8" tubing
- Don't overtighten! The two halves do not touch.



HINGED COLLAR	Part Number
Fits 7/8", 1" and 1 1/8"	50410

- One size fits 7/8", 1", and 1 1/8" tubing
- Use for seat/back attachment or mounting points for a vest or belt
- Don't overtighten! The two halves do not touch.



OTHER SEAT ATTACHING PIECES	Part Number	
	Fits 7/8" Tubes	Fits 1" Tubes
Swing Tab Bracket (1)	32841	32840
Universal Rear Bracket (1)	32610B	32561B
Split Collar (1)	32879	32878



CUSTOM SEATING

BODY POSITIONING

WHEELCHAIR TRAYS

ASSISTIVE TECHNOLOGY

PATIENT TRANSFER

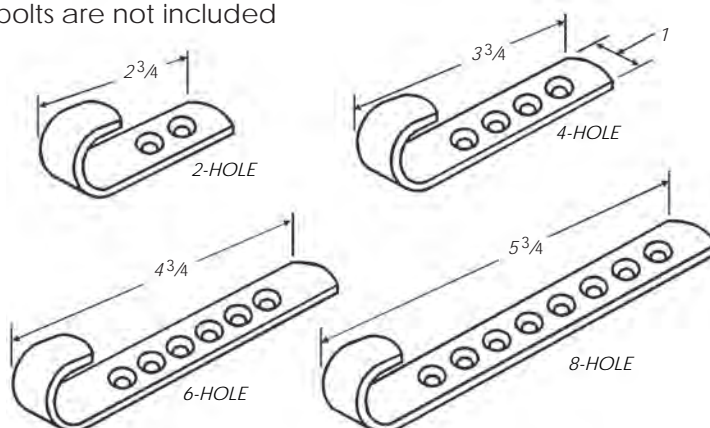
ADAPTIVE SPORTS

Tubing Hardware Pieces

J-BRACKETS

Features:

- Black, carbon steel
- Available for 7/8" or 1" chair
- Nuts and bolts are not included

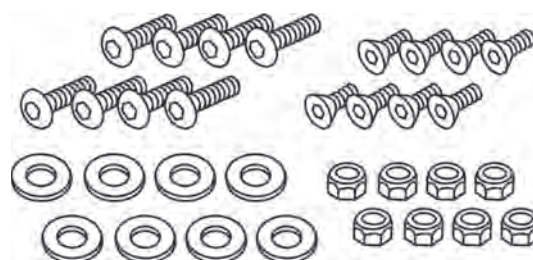


Description	Part Number
J-Bracket for 7/8" Chair	
2-Hole	32615B
4-Hole	32565B
6-Hole	32616B
8-Hole	32567B
J-Bracket for 1" Chair	
2-Hole	32601B
4-Hole	32566B
6-Hole	32602B
8-Hole	32568B

HARDWARE KIT FOR J&L BRACKETS

Features:

- 8 bolts with locking nuts and 8 bolts with washers

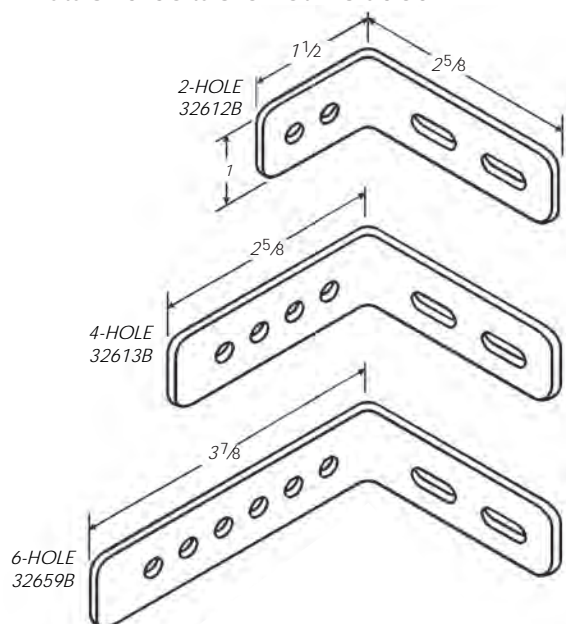


Description	Part Number
Hardware Kit For J&L Brackets	50289

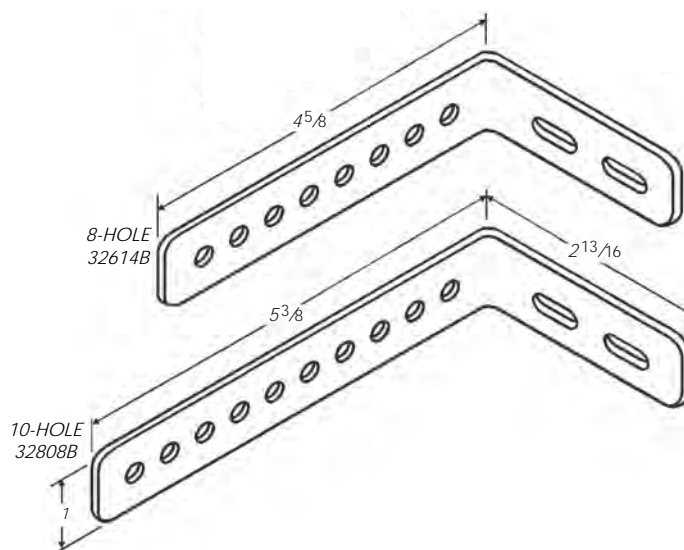
L-BRACKETS

Features:

- Black, carbon steel
- Nuts and bolts are not included



Description	Part Number
2-Hole	32612B
4-Hole	32613B
6-Hole	32659B
8-Hole	32614B
10-Hole	32808B



CUSTOM SEATING

BODY POSITIONING

WHEELCHAIR TRAYS

ASSISTIVE TECHNOLOGY

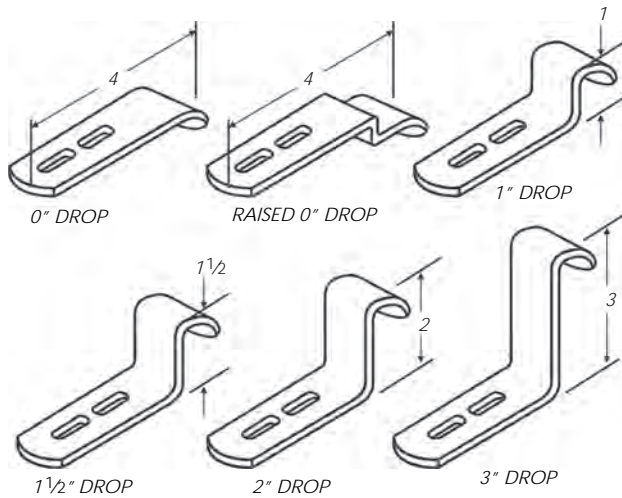
PATIENT TRANSFER

ADAPTIVE SPORTS

DROP HOOKS

Features:

- Black, carbon steel
- Slotted 1" on center for 1/4-20 bolts
- Available for 7/8" or 1" chair

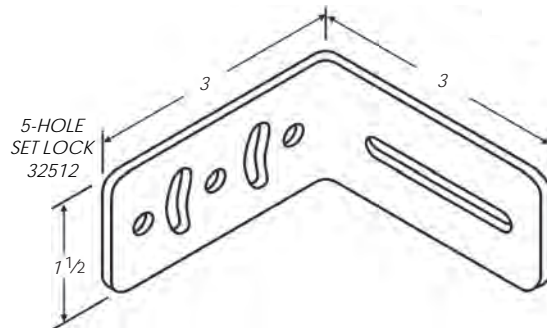
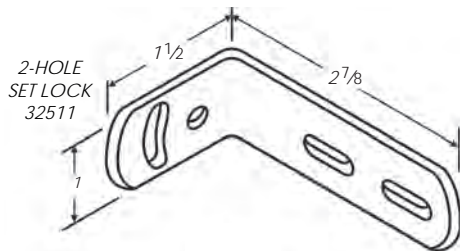


Description	Part Number
Drop Hook	
0" Drop	32528B
Raised 0" Drop	32924
Drop Hook for 7/8" Chair	
1" Drop	32617B
1 1/2" Drop	32563B
2" Drop	32618B
3" Drop	32542B
Drop Hook for 1" Chair	
1" Drop	32603B
1 1/2" Drop	32564B
2" Drop	32604B
3" Drop	32543B

SET LOCK BRACKETS

Features:

- Black, carbon steel
- Allows for angled back or seat



Description	Part Number
2-Hole	32511
5-Hole	32512

SPACER

Features:

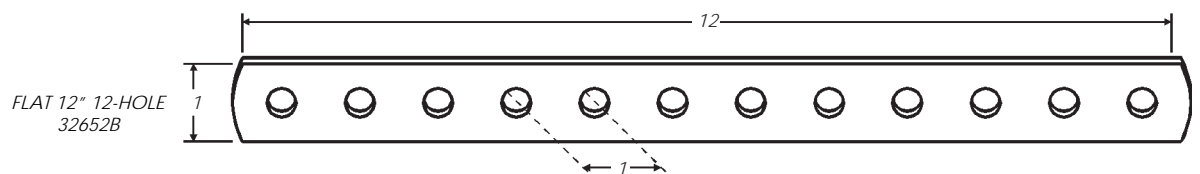
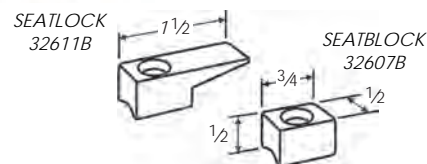
- Black, aluminum
- 2" x 1", 1/2" thick with 1" on center holes
- Provides clearance for seat attachment

SPACER
50098



Description	Part Number
Spacer	50098

Description	Part Number
Misc. Seat Hardware	
Seatlock	32611B
Seatblock	32607B
Flat 12" 12-Hole	32652B



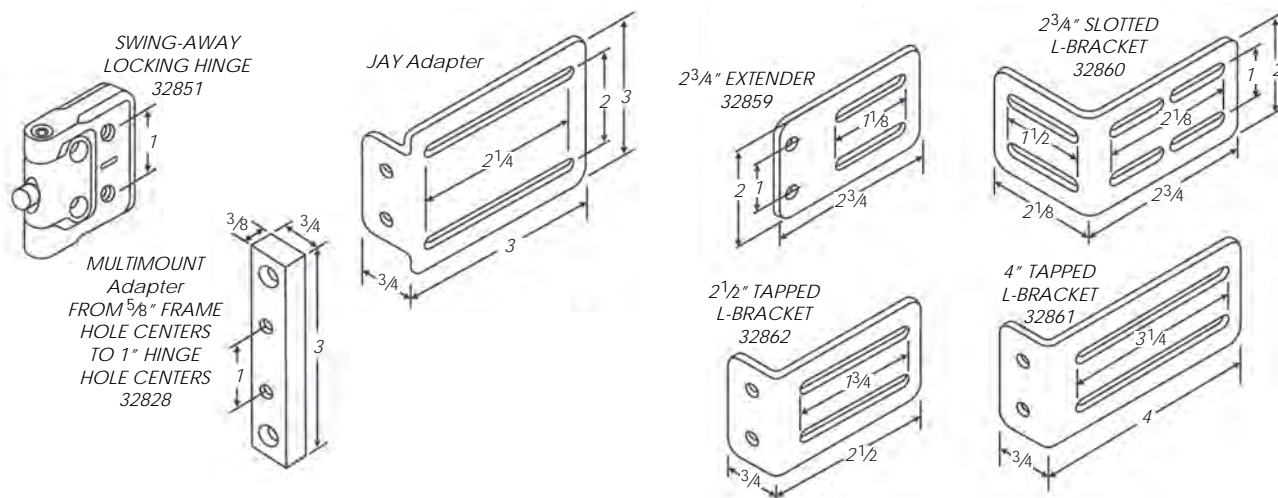
Lateral Hardware Pieces

MIX & MATCH HINGE AND BRACKETS

Features:

- Create virtually any configuration you need
- Low profile heavy duty swingaway hinge has push button release
- Hinge is black anodized aluminum
- Brackets are stainless steel, coated black
- Can be connected to a multimount frame with optional Multimount Adapter

Description	Part Number
Locking Hinge	32851
Jay Adapter	32643B
Multimount Adapter	32828
2 3/4" Extender Bracket	32859
2 3/4" Slotted L-Bracket	32860
2 1/2" Tapped L-Bracket	32862
4" Tapped L-Bracket	32861

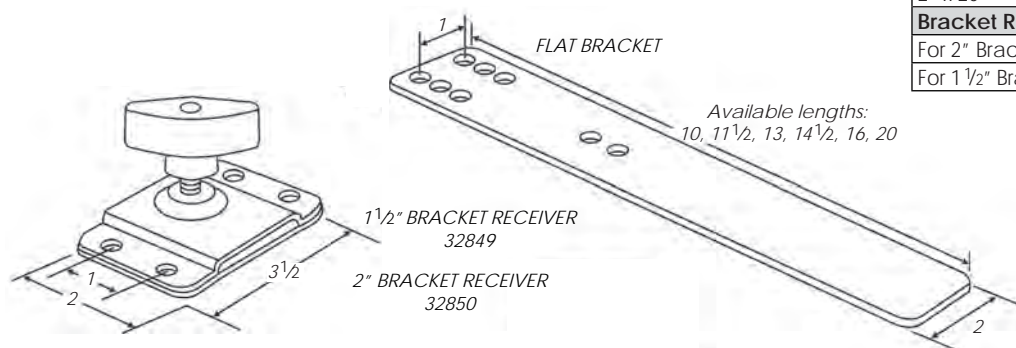


BEND YOUR OWN BRACKET

Features:

- Make your own custom bent bracket
- 1/8" thick stainless steel
- Secure directly to the chair or use the adjustable bracket receiver

Description	Part Number
Stainless Steel Flat Bracket	
2" x 10"	32864
2" x 11 1/2"	32865
2" x 13"	32866
2" x 14 1/2"	32867
2" x 16"	32868
2" x 20"	32869
Bracket Receiver	
For 2" Brackets	32850
For 1 1/2" Brackets	32849



CUSTOM SEATING

BODY POSITIONING

WHEELCHAIR TRAYS

ASSISTIVE TECHNOLOGY

PATIENT TRANSFER

ADAPTIVE SPORTS

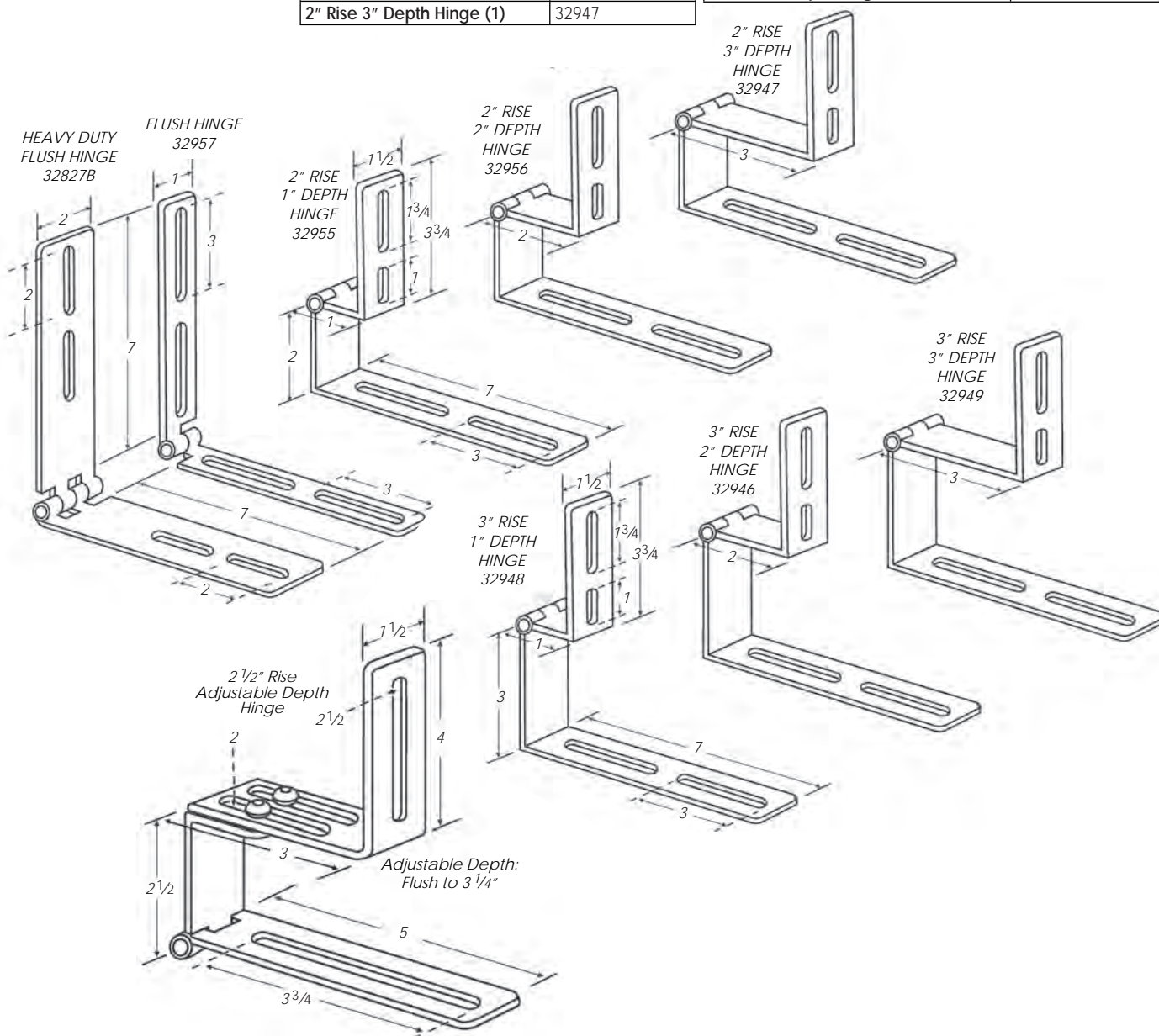
Hinges

SEAT TO BACK HINGES

Features:

- Black, carbon steel

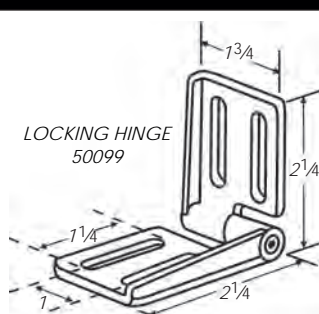
Description	Part Number	Description	Part Number
Heavy Duty Flush Hinge (1)	32827B	2 1/2" Rise Adjustable Depth Hinge (1)	51091
Flush Hinge (1)	32957	3" Rise 1" Depth Hinge (1)	32948
2" Rise 1" Depth Hinge (1)	32955	3" Rise 2" Depth Hinge (1)	32946
2" Rise 2" Depth Hinge (1)	32956	3" Rise 3" Depth Hinge (1)	32949
2" Rise 3" Depth Hinge (1)	32947		



LOCKING HINGE

Features:

- Black aluminum, double locking
- Slotted 1" on center for 1/4-20 bolts
- New design improves the holding power of the hinge



Description	Part Number
Locking Hinge	50099

CUSTOM SEATING

BODY POSITIONING

WHEELCHAIR TRAYS

ASSISTIVE TECHNOLOGY

PATIENT TRANSFER

ADAPTIVE SPORTS

Misc. Replacement Pieces

Description	Part Number
Vest Replacement Parts (for vests with 1" straps)	
Metal Attaching Clip	31836
Cam Lock Buckle	31834
Quick Release Buckle	31845
3 Bar Sliding Clip	31842
Vest Replacement Straps, 1"	
Top Strap (finger loop, male part of quick release buckle, cam lock buckle)	31877
Bottom Strap (finger loop, male part of quick release buckle, metal attaching clip)	31878



METAL CLIP

CAM LOCK
BUCKLEHINGED
COLLAR3 BAR
SLIDING CLIP

Description	Part Number
Chest Strap and Hip Belt Replacement Parts	
Metal Attaching Clip for .75" Strap	31817
Metal Attaching Clip for 1" Strap	31836
Metal Attaching Clip for 1.5" Strap	31799
Metal Attaching Clip for 2" Strap	31800
Cam Lock Buckle for 1" Strap	31834
Cam Lock Buckle for 1.5" Strap	31798
Cam Lock Buckle for 2" Strap	31820
3 Bar Sliding Clip for .75" Strap	31841
3 Bar Sliding Clip for 1" Strap	31842
3 Bar Sliding Clip for 1.5" Strap	31843
3 Bar Sliding Clip for 2" Strap	31844

BOXED HARDWARE KIT WITH TOOLS

Features:

- 1/4-20 buttonhead bolts: 3/8", 1/2", 5/8", 3/4" (20 of each)
- 1/4-20 sockethead bolts: 1/2" (20), 5/8" (10)
- All bolts have Patchlock™
- Flat washers (30)
- Seat spacer (2)
- Hex key tool, tape measure

Description	Part Number
Boxed Hardware Kit with Tools	40006



CUSTOM SEATING

BODY POSITIONING

WHEELCHAIR TRAYS

ASSISTIVE TECHNOLOGY

PATIENT TRANSFER

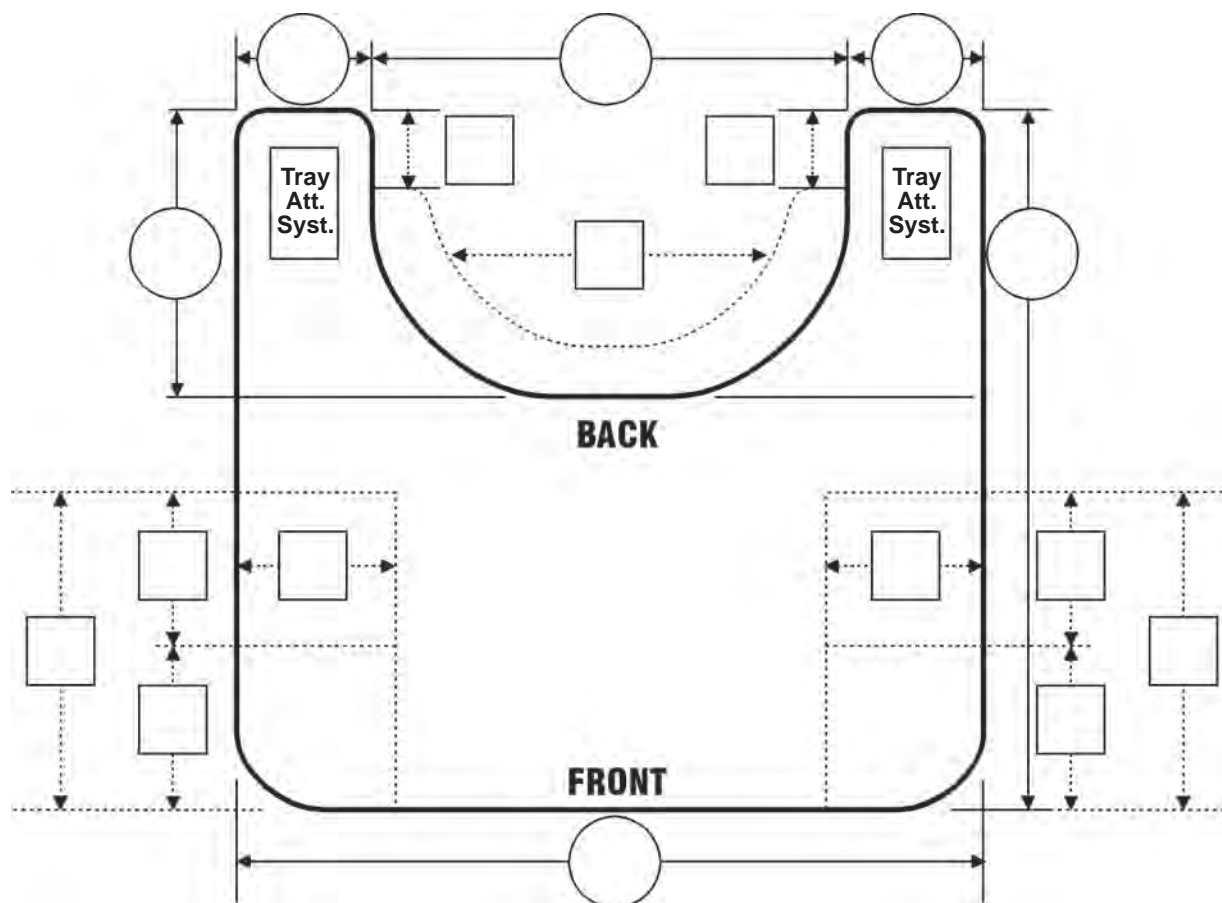
ADAPTIVE SPORTS

Custom Tray Order Form

Date: _____ PO #: _____

Contact Person: _____ Contact Phone: _____

Account #: _____ Mark For: _____



Dimensions in the circles are required. Dimensions in the squares are optional.

Tray Material (Select One)

- ☐ 3/8" Clear Polycarbonate
- ☐ 3/8" Black Laminate
- ☐ 3/8" Grey Laminate
- ☐ 3/8" Birch, Natural Color
- ☐ 1/4" Clear Polycarbonate
- ☐ Padded Black

Tray Options - Rim

- ☐ Black PVC (3/8" ONLY)
- ☐ Aluminum (3/8")
- ☐ Aluminum (1/4")
- ☐ Wood Rim (Strips)

Tray Options - Hardware

- ☐ 2" Hook and Loop Straps
- ☐ Top Drop Clamps*
- ☐ Standard E-Z Lock Clamps*
- ☐ Tube Arm E-Z Lock Clamps*
- U Slide* ☐ 1 1/2" ☐ 1 1/4" ☐ 1 1/8"
- Z Slide* ☐ 1 1/2" ☐ 1 1/4" ☐ 1 1/8"
- Top Drop Clamps w/Quantum TB3*
 - ☐ 1 1/2" Adaptor Plates
 - ☐ 1 1/2" Adaptor Plates

Over/Underlay

- ☐ Padded Overlay (inc. hook and loop)
- ☐ Padded Underlay (inc. hook and loop)

Additional

- ☐ Back Strap
- ☐ Cupholder with Straps -
Need size and location

Notes: _____

*Outside To Outside
Arm Pad Measurement _____
(Required for attaching hardware to tray)

Standard radius dimensions used on all corners unless otherwise noted.

All trays are provided without hardware, straps, and rim, unless specified.

Custom fabricated trays may not be returned.

Complete accurate dimensions and specifications must be furnished with each tray request prior to manufacturing.

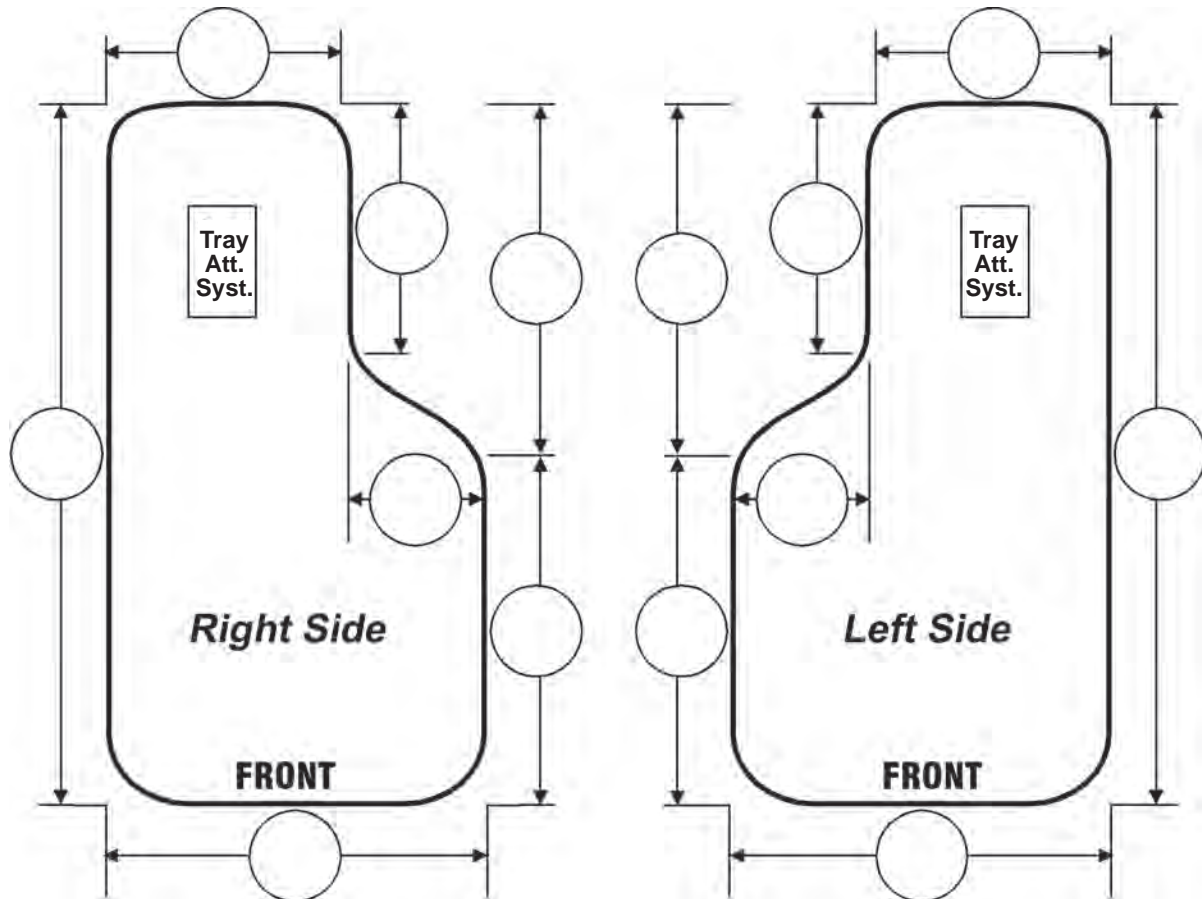
There is an additional charge for attaching hardware.

Custom Half Tray Order Form

Date: _____ PO #: _____

Contact Person: _____ Contact Phone: _____

Account #: _____ Mark For: _____



You must complete the dimensions in the circles. Diagram is not to scale.

Tray Material (Select One)

- ☐ 3/8" Clear Polycarbonate
- ☐ 3/8" Black Laminate
- ☐ 3/8" Grey Laminate
- ☐ 3/8" Birch, Natural Color
- ☐ Padded Black

☐ Other _____

Tray Options

- ☐ Black PVC Rim
- ☐ Adjustable Height Bracket, Flip-Away
- ☐ Adjustable Height Bracket, Fixed
- ☐ Standard Steel Channel Bracket
- ☐ Wide Steel Channel Bracket

- ☐ Quantum TB3 Steel Channel Bracket
- ☐ Permobil Steel Channel Bracket
- ☐ Permobil 3G Hardware, Standard 1"
- ☐ Permobil 3G Hardware, Heavy Duty 1 1/2"

☐ Other _____

Notes: _____

Standard radius dimensions used on all corners unless otherwise noted.

All trays are provided without hardware, straps, and rim, unless specified.

Custom fabricated trays may not be returned.

Complete accurate dimensions and specifications must be furnished with each tray request prior to manufacturing.

There is an additional charge for attaching hardware.

Choose A Full Tray In 3 Easy Steps!

Turn to the catalog page that shows full trays with your choice of attaching hardware:
E-Z Lock Clamps - Top Drop Clamps - Tube Lock Clamps - U Slide Brackets - No Body Cutout - Hook & Loop Straps

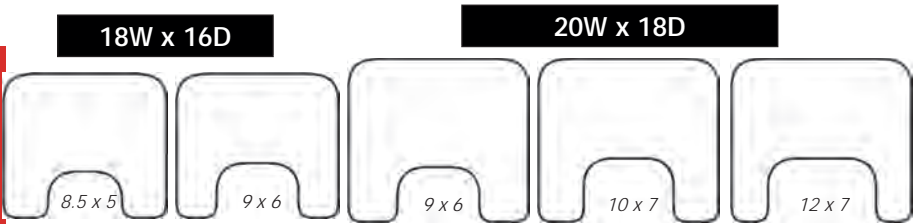
- FIND YOUR CHAIR WIDTH • • • • •
- FIND THE DESIRED TRAY SIZE AND BODY CUTOUT • • • • •
- IN THAT COLUMN, CHOOSE MATERIAL AND IF YOU WANT A RIM • • • • •

	11" & 12" Chair Width			
	18W x 16D Tray			
	8.5 x 5 Cutout		9 x 6 Cutout	
Clear Polycarb	No rim	T11101A	No rim	T11201A
	PVC rim	T11111A	PVC rim	T11211A
Grey Laminate	No rim	T21101A	No rim	T21201A
	PVC rim	T21111A	PVC rim	T21211A
Black Laminate	No rim	T31101A	No rim	T31201A
	PVC rim	T31111A	PVC rim	T31211A

Need help? As always, you can call Customer Service between 7am and 5:30pm CST. Our friendly staff will be happy to help you choose the best tray for your patient.

STANDARD TRAY SIZES & BODY CUTOUTS CLEAR, GREY OR BLACK TRAY

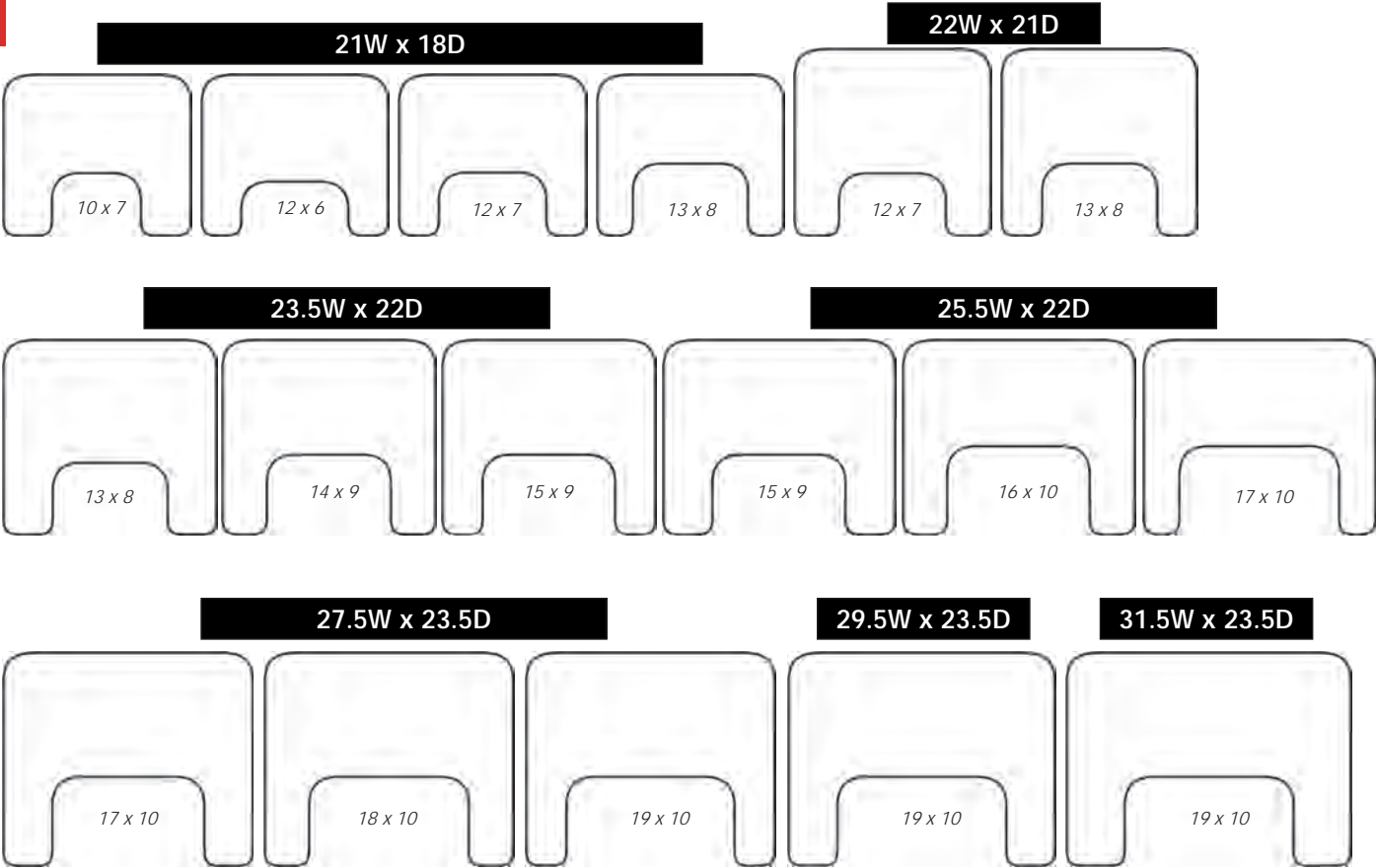
CUSTOM SEATING
BODY POSITIONING
WHEELCHAIR TRAYS



Learn all about Therafin's Tray Program:

<http://tinyurl.com/TherafinTrays>

ASSISTIVE TECHNOLOGY
PATIENT TRANSFER
ADAPTIVE SPORTS



Trays With E-Z Lock Clamps *Attached*

Unattached also available. Simply change the letter "A" at the end of the SKU to the letter "U"



*WE drill the holes
WE attach the clamps*

You don't need to order the clamps separately

Options:

- 3/8" thick clear polycarbonate
- 3/8" thick melamine-impregnated fiberboard with grey or black laminate surface
- Black PVC rim attached



	11" & 12" Chair Width				13" Chair Width			
	18W x 16D Tray				20W x 18D Tray			
	8.5 x 5 Cutout		9 x 6 Cutout		9 x 6 Cutout		10 x 7 Cutout	
Clear Polycarb	No rim	T11101A	No rim	T11201A	No rim	T12101A	No rim	T12201A
	PVC rim	T11111A	PVC rim	T11211A	PVC rim	T12111A	PVC rim	T12211A
Grey Laminate	No rim	T21101A	No rim	T21201A	No rim	T22101A	No rim	T22201A
	PVC rim	T21111A	PVC rim	T21211A	PVC rim	T22111A	PVC rim	T22211A
Black Laminate	No rim	T31101A	No rim	T31201A	No rim	T32101A	No rim	T32201A
	PVC rim	T31111A	PVC rim	T31211A	PVC rim	T32111A	PVC rim	T32211A

-- 3 EASY STEPS! --

1. Find Chair Width
2. Find Tray & Cutout Size
3. Choose Material & Rim

	14" Chair Width							
	20W x 18D Tray				21W x 18D Tray			
	9 x 6 Cutout		10 x 7 Cutout		10 x 7 Cutout		12 x 6 Cutout	
Clear Polycarb	No rim	T12101A	No rim	T12201A	No rim	T12301A	No rim	T13201A
	PVC rim	T12111A	PVC rim	T12211A	PVC rim	T12311A	PVC rim	T13211A
Grey Laminate	No rim	T22101A	No rim	T22201A	No rim	T22301A	No rim	T23201A
	PVC rim	T22111A	PVC rim	T22211A	PVC rim	T22311A	PVC rim	T23211A
Black Laminate	No rim	T32101A	No rim	T32201A	No rim	T32301A	No rim	T33201A
	PVC rim	T32111A	PVC rim	T32211A	PVC rim	T32311A	PVC rim	T33211A

	15" Chair Width							
	21W x 18D Tray				22W x 21D Tray			
	10 x 7 Cutout		12 x 6 Cutout		12 x 7 Cutout		13 x 8 Cutout	
Clear Polycarb	No rim	T13101A	No rim	T13201A	No rim	T13301A	No rim	T13401A
	PVC rim	T13111A	PVC rim	T13211A	PVC rim	T13311A	PVC rim	T13411A
Grey Laminate	No rim	T23101A	No rim	T23201A	No rim	T23301A	No rim	T23401A
	PVC rim	T23111A	PVC rim	T23211A	PVC rim	T23311A	PVC rim	T23411A
Black Laminate	No rim	T33101A	No rim	T33201A	No rim	T33301A	No rim	T33401A
	PVC rim	T33111A	PVC rim	T33211A	PVC rim	T33311A	PVC rim	T33411A

Trays with E-Z Lock Clamps fit chairs with outside-to-outside dimensions from 4" to 5" more than the chair size. E-Z Lock Clamps slide tray on from the front.



Learn all the benefits of EZ Lock Clamps in this video:

<http://tinyurl.com/EZLockClamps>

CUSTOM SEATING

BODY POSITIONING

WHEELCHAIR TRAYS

ASSISTIVE TECHNOLOGY

PATIENT TRANSFER

ADAPTIVE SPORTS

	16" Chair Width							
	22W x 21D Tray				23.5W x 22D Tray			
	12 x 7 Cutout		13 x 8 Cutout		13 x 8 Cutout		14 x 9 Cutout	
Clear Polycarb	No rim	T14101A	No rim	T14201A	No rim	T15101A	No rim	T15201A
	PVC rim	T14111A	PVC rim	T14211A	PVC rim	T15111A	PVC rim	T15211A
Grey Laminate	No rim	T24101A	No rim	T24201A	No rim	T25101A	No rim	T25201A
	PVC rim	T24111A	PVC rim	T24211A	PVC rim	T25111A	PVC rim	T25211A
Black Laminate	No rim	T34101A	No rim	T34201A	No rim	T35101A	No rim	T35201A
	PVC rim	T34111A	PVC rim	T34211A	PVC rim	T35111A	PVC rim	T35211A

	17" Chair Width					
	23.5W x 22D Tray					
	13 x 8 Cutout		14 x 9 Cutout		15 x 9 Cutout	
Clear Polycarb	No rim	T15101A	No rim	T15201A	No rim	T15301A
	PVC rim	T15111A	PVC rim	T15211A	PVC rim	T15311A
Grey Laminate	No rim	T25101A	No rim	T25201A	No rim	T25301A
	PVC rim	T25111A	PVC rim	T25211A	PVC rim	T25311A
Black Laminate	No rim	T35101A	No rim	T35201A	No rim	T35301A
	PVC rim	T35111A	PVC rim	T35211A	PVC rim	T35311A

	18" Chair Width									
	23.5W x 22D Tray						25.5W x 22D Tray			
	13 x 8 Cutout		14 x 9 Cutout		15 x 9 Cutout		15 x 9 Cutout		16 x 10 Cutout	
Clear Polycarb	No rim	T15101A	No rim	T15201A	No rim	T15301A	No rim	T16101A	No rim	T16201A
	PVC rim	T15111A	PVC rim	T15211A	PVC rim	T15311A	PVC rim	T16111A	PVC rim	T16211A
Grey Laminate	No rim	T25101A	No rim	T25201A	No rim	T25301A	No rim	T26101A	No rim	T26201A
	PVC rim	T25111A	PVC rim	T25211A	PVC rim	T25311A	PVC rim	T26111A	PVC rim	T26211A
Black Laminate	No rim	T35101A	No rim	T35201A	No rim	T35301A	No rim	T36101A	No rim	T36201A
	PVC rim	T35111A	PVC rim	T35211A	PVC rim	T35311A	PVC rim	T36111A	PVC rim	T36211A

	19" Chair Width					
	25.5W x 22D Tray					
	15 x 9 Cutout		16 x 10 Cutout		17 x 10 Cutout	
Clear Polycarb	No rim	T16101A	No rim	T16201A	No rim	T16301A
	PVC rim	T16111A	PVC rim	T16211A	PVC rim	T16311A
Grey Laminate	No rim	T26101A	No rim	T26201A	No rim	T26301A
	PVC rim	T26111A	PVC rim	T26211A	PVC rim	T26311A
Black Laminate	No rim	T36101A	No rim	T36201A	No rim	T36301A
	PVC rim	T36111A	PVC rim	T36211A	PVC rim	T36311A

	20" Chair Width									
	25.5W x 22D Tray						27.5W x 23.5D Tray			
	15 x 9 Cutout		16 x 10 Cutout		17 x 10 Cutout		17 x 10 Cutout		18 x 10 Cutout	
Clear Polycarb	No rim	T16101A	No rim	T16201A	No rim	T16301A	No rim	T17101A	No rim	T17201A
	PVC rim	T16111A	PVC rim	T16211A	PVC rim	T16311A	PVC rim	T17111A	PVC rim	T17211A
Grey Laminate	No rim	T26101A	No rim	T26201A	No rim	T26301A	No rim	T27101A	No rim	T27201A
	PVC rim	T26111A	PVC rim	T26211A	PVC rim	T26311A	PVC rim	T27111A	PVC rim	T27211A
Black Laminate	No rim	T36101A	No rim	T36201A	No rim	T36301A	No rim	T37101A	No rim	T37201A
	PVC rim	T36111A	PVC rim	T36211A	PVC rim	T36311A	PVC rim	T37111A	PVC rim	T37211A

	21" & 22" Chair Width						23" & 24" Chair Width				25" & 26" Chair Width	
	27.5W x 23.5D Tray						29.5W x 23.5D Tray				31.5W x 23.5D Tray	
	17 x 10 Cutout		18 x 10 Cutout		19 x 10 Cutout		19 x 10 Cutout				19 x 10 Cutout	
Clear Polycarb	No rim	T17101A	No rim	T17201A	No rim	T17301A	No rim	T18101A			No rim	T19101A
	PVC rim	T17111A	PVC rim	T17211A	PVC rim	T17311A	PVC rim	T18111A			PVC rim	T19111A
Grey Laminate	No rim	T27101A	No rim	T27201A	No rim	T27301A	No rim	T28101A			No rim	T29101A
	PVC rim	T27111A	PVC rim	T27211A	PVC rim	T27311A	PVC rim	T28111A			PVC rim	T29111A
Black Laminate	No rim	T37101A	No rim	T37201A	No rim	T37301A	No rim	T38101A			No rim	T39101A
	PVC rim	T37111A	PVC rim	T37211A	PVC rim	T37311A	PVC rim	T38111A			PVC rim	T39111A

CUSTOM SEATING

BODY POSITIONING

WHEELCHAIR TRAYS

ASSISTIVE TECHNOLOGY

PATIENT TRANSFER

ADAPTIVE SPORTS

Trays With Top Drop Clamps *Attached*

Unattached also available. Simply change the letter "A" at the end of the SKU to the letter "U"



*WE drill the holes
WE attach the clamps*

You don't need to order the clamps separately

Options:

- 3/8" thick clear polycarbonate
- 3/8" thick melamine-impregnated fiberboard with grey or black laminate surface
- Black PVC rim attached



	11" Chair Width					
	20W x 18D Tray				21W x 18D Tray	
	9 x 6 Cutout		10 x 7 Cutout		10 x 7 Cutout	
Clear Polycarb	No rim	T12102A	No rim	T12202A	No rim	T13102A
	PVC rim	T12112A	PVC rim	T12212A	PVC rim	T13112A
Grey Laminate	No rim	T22102A	No rim	T22202A	No rim	T23102A
	PVC rim	T22112A	PVC rim	T22212A	PVC rim	T23112A
Black Laminate	No rim	T32102A	No rim	T32202A	No rim	T33102A
	PVC rim	T32112A	PVC rim	T32212A	PVC rim	T33112A

-- 3 EASY STEPS! --

1. Find Chair Width
2. Find Tray & Cutout Size
3. Choose Material & Rim

	12" Chair Width											
	20W x 18D Tray						21W x 18D Tray					
	9 x 6 Cutout		10 x 7 Cutout		12 x 7 Cutout		10 x 7 Cutout		12 x 6 Cutout		12 x 7 Cutout	
Clear Polycarb	No rim	T12102A	No rim	T12202A	No rim	T12302A	No rim	T13102A	No rim	T13202A	No rim	T13302A
	PVC rim	T12112A	PVC rim	T12212A	PVC rim	T12312A	PVC rim	T13112A	PVC rim	T13212A	PVC rim	T13312A
Grey Laminate	No rim	T22102A	No rim	T22202A	No rim	T22302A	No rim	T23102A	No rim	T23202A	No rim	T23302A
	PVC rim	T22112A	PVC rim	T22212A	PVC rim	T22312A	PVC rim	T23112A	PVC rim	T23212A	PVC rim	T23312A
Black Laminate	No rim	T32102A	No rim	T32202A	No rim	T32302A	No rim	T33102A	No rim	T33202A	No rim	T33302A
	PVC rim	T32112A	PVC rim	T32212A	PVC rim	T32312A	PVC rim	T33112A	PVC rim	T33212A	PVC rim	T33312A

	13" Chair Width											
	21W x 18D Tray								22W x 21D Tray			
	10 x 7 Cutout		12 x 6 Cutout		12 x 7 Cutout		13 x 8 Cutout		12 x 7 Cutout		13 x 8 Cutout	
Clear Polycarb	No rim	T13102A	No rim	T13202A	No rim	T13302A	No rim	T13402A	No rim	T14102A	No rim	T14202A
	PVC rim	T13112A	PVC rim	T13212A	PVC rim	T13312A	PVC rim	T13412A	PVC rim	T14112A	PVC rim	T14212A
Grey Laminate	No rim	T23102A	No rim	T23202A	No rim	T23302A	No rim	T23402A	No rim	T24102A	No rim	T24202A
	PVC rim	T23112A	PVC rim	T23212A	PVC rim	T23312A	PVC rim	T23412A	PVC rim	T24112A	PVC rim	T24212A
Black Laminate	No rim	T33102A	No rim	T33202A	No rim	T33302A	No rim	T33402A	No rim	T34102A	No rim	T34202A
	PVC rim	T33112A	PVC rim	T33212A	PVC rim	T33312A	PVC rim	T33412A	PVC rim	T34112A	PVC rim	T34212A

Trays with Top Drop Clamps fit chairs with outside-to-outside dimensions from 4" to 5" more than the chair size. Top Drop Clamps position tray straight down from top.

These trays can be used on Quantum TB3 arms by using our TB3 Adapter Plates



Learn all the benefits of Top Drop Clamps in this video:

<http://tinyurl.com/TopDropClamps>

	14" Chair Width							
	22W x 21D Tray				23.5W x 22D Tray			
	12 x 7 Cutout		13 x 8 Cutout		13 x 8 Cutout		14 x 9 Cutout	
Clear Polycarb	No rim	T14102A	No rim	T14202A	No rim	T15102A	No rim	T15202A
	PVC rim	T14112A	PVC rim	T14212A	PVC rim	T15112A	PVC rim	T15212A
Grey Laminate	No rim	T24102A	No rim	T24202A	No rim	T25102A	No rim	T25202A
	PVC rim	T24112A	PVC rim	T24212A	PVC rim	T25112A	PVC rim	T25212A
Black Laminate	No rim	T34102A	No rim	T34202A	No rim	T35102A	No rim	T35202A
	PVC rim	T34112A	PVC rim	T34212A	PVC rim	T35112A	PVC rim	T35212A

	15" Chair Width							
	23.5W x 22D Tray				25.5W x 22D Tray			
	13 x 8 Cutout		14 x 9 Cutout		15 x 9 Cutout		15 x 9 Cutout	
Clear Polycarb	No rim	T15102A	No rim	T15202A	No rim	T15302A	No rim	T16102A
	PVC rim	T15112A	PVC rim	T15212A	PVC rim	T15312A	PVC rim	T16112A
Grey Laminate	No rim	T25102A	No rim	T25202A	No rim	T25302A	No rim	T26102A
	PVC rim	T25112A	PVC rim	T25212A	PVC rim	T25312A	PVC rim	T26112A
Black Laminate	No rim	T35102A	No rim	T35202A	No rim	T35302A	No rim	T36102A
	PVC rim	T35112A	PVC rim	T35212A	PVC rim	T35312A	PVC rim	T36112A

	16" Chair Width			
	25.5W x 22D Tray			
	15 x 9 Cutout		16 x 10 Cutout	
Clear Polycarb	No rim	T16102A	No rim	T16202A
	PVC rim	T16112A	PVC rim	T16212A
Grey Laminate	No rim	T26102A	No rim	T26202A
	PVC rim	T26112A	PVC rim	T26212A
Black Laminate	No rim	T36102A	No rim	T36202A
	PVC rim	T36112A	PVC rim	T36212A

	17" Chair Width							
	25.5W x 22D Tray				27.5W x 23.5D Tray			
	15 x 9 Cutout		16 x 10 Cutout		17 x 10 Cutout		17 x 10 Cutout	
Clear Polycarb	No rim	T16102A	No rim	T16202A	No rim	T16302A	No rim	T17102A
	PVC rim	T16112A	PVC rim	T16212A	PVC rim	T16312A	PVC rim	T17112A
Grey Laminate	No rim	T26102A	No rim	T26202A	No rim	T26302A	No rim	T27102A
	PVC rim	T26112A	PVC rim	T26212A	PVC rim	T26312A	PVC rim	T27112A
Black Laminate	No rim	T36102A	No rim	T36202A	No rim	T36302A	No rim	T37102A
	PVC rim	T36112A	PVC rim	T36212A	PVC rim	T36312A	PVC rim	T37112A

	18" Chair Width			
	27.5W x 23.5D Tray			
	17 x 10 Cutout		18 x 10 Cutout	
Clear Polycarb	No rim	T17102A	No rim	T17202A
	PVC rim	T17112A	PVC rim	T17212A
Grey Laminate	No rim	T27102A	No rim	T27202A
	PVC rim	T27112A	PVC rim	T27212A
Black Laminate	No rim	T37102A	No rim	T37202A
	PVC rim	T37112A	PVC rim	T37212A

	19" Chair Width							
	27.5W x 23.5D Tray				29.5W x 23.5D Tray			
	17 x 10 Cutout		18 x 10 Cutout		19 x 10 Cutout		19 x 10 Cutout	
Clear Polycarb	No rim	T17102A	No rim	T17202A	No rim	T17302A	No rim	T18102A
	PVC rim	T17112A	PVC rim	T17212A	PVC rim	T17312A	PVC rim	T18112A
Grey Laminate	No rim	T27102A	No rim	T27202A	No rim	T27302A	No rim	T28102A
	PVC rim	T27112A	PVC rim	T27212A	PVC rim	T27312A	PVC rim	T28112A
Black Laminate	No rim	T37102A	No rim	T37202A	No rim	T37302A	No rim	T38102A
	PVC rim	T37112A	PVC rim	T37212A	PVC rim	T37312A	PVC rim	T38112A

	20" Chair Width	
	29.5W x 23.5D Tray	
	19 x 10 Cutout	
Clear Polycarb	No rim	T18102A
	PVC rim	T18112A
Grey Laminate	No rim	T28102A
	PVC rim	T28112A
Black Laminate	No rim	T38102A
	PVC rim	T38112A

	21" Chair Width			
	29.5W x 23.5D Tray		31.5W x 23.5D Tray	
	19 x 10 Cutout		19 x 10 Cutout	
Clear Polycarb	No rim	T18102A	No rim	T19102A
	PVC rim	T18112A	PVC rim	T19112A
Grey Laminate	No rim	T28102A	No rim	T29102A
	PVC rim	T28112A	PVC rim	T29112A
Black Laminate	No rim	T38102A	No rim	T39102A
	PVC rim	T38112A	PVC rim	T39112A

	22" Chair Width	
	31.5W x 23.5D Tray	
	19 x 10 Cutout	
Clear Polycarb	No rim	T19102A
	PVC rim	T19112A
Grey Laminate	No rim	T29102A
	PVC rim	T29112A
Black Laminate	No rim	T39102A
	PVC rim	T39112A

Trays With Tube Lock Clamps **Attached**

Unattached also available. Simply change the letter "A" at the end of the SKU to the letter "U"



**WE drill the holes
WE attach the clamps**

You don't need to order the clamps separately

Options:

- 3/8" thick clear polycarbonate
- 3/8" thick melamine-impregnated fiberboard with grey or black laminate surface
- Black PVC rim attached

12" 13" & 14" Chair Width				
18W x 16D Tray				
	8.5 x 5 Cutout		9 x 6 Cutout	
	No rim		No rim	
Clear Polycarb	No rim	T11103A	No rim	T11203A
	PVC rim	T11113A	PVC rim	T11213A
Grey Laminate	No rim	T21103A	No rim	T21203A
	PVC rim	T21113A	PVC rim	T21213A
Black Laminate	No rim	T31103A	No rim	T31203A
	PVC rim	T31113A	PVC rim	T31213A

-- 3 EASY STEPS! --

1. Find Chair Width
2. Find Tray & Cutout Size
3. Choose Material & Rim

15" Chair Width				
20W x 18D Tray				
	9 x 6 Cutout		10 x 7 Cutout	
	No rim		No rim	
Clear Polycarb	No rim	T12103A	No rim	T12203A
	PVC rim	T12113A	PVC rim	T12213A
Grey Laminate	No rim	T22103A	No rim	T22203A
	PVC rim	T22113A	PVC rim	T22213A
Black Laminate	No rim	T32103A	No rim	T32203A
	PVC rim	T32113A	PVC rim	T32213A

Trays with Tube Lock Clamps fit chairs with an outside-to-outside dimension of 14.5" or more, AND from 2" to 3.5" more than the chair size. Tube Lock Clamps slide tray on from front.



16" Chair Width										
20W x 18D Tray										
	9 x 6 Cutout		10 x 7 Cutout		12 x 7 Cutout		21W x 18D Tray		12 x 6 Cutout	
	No rim		No rim		No rim		10 x 7 Cutout		No rim	
Clear Polycarb	No rim	T12103A	No rim	T12203A	No rim	T12303A	No rim	T13103A	No rim	T13203A
	PVC rim	T12113A	PVC rim	T12213A	PVC rim	T12313A	PVC rim	T13113A	PVC rim	T13213A
Grey Laminate	No rim	T22103A	No rim	T22203A	No rim	T22303A	No rim	T23103A	No rim	T23203A
	PVC rim	T22113A	PVC rim	T22213A	PVC rim	T22313A	PVC rim	T23113A	PVC rim	T23213A
Black Laminate	No rim	T32103A	No rim	T32203A	No rim	T32303A	No rim	T33103A	No rim	T33203A
	PVC rim	T32113A	PVC rim	T32213A	PVC rim	T32313A	PVC rim	T33113A	PVC rim	T33213A

CUSTOM SEATING

BODY POSITIONING

WHEELCHAIR TRAYS

ASSISTIVE TECHNOLOGY

PATIENT TRANSFER

ADAPTIVE SPORTS

	17" Chair Width							
	21W x 18D Tray							
	10 x 7 Cutout		12 x 6 Cutout		12 x 7 Cutout		13 x 8 Cutout	
Clear Polycarb	No rim	T13103A	No rim	T13203A	No rim	T13303A	No rim	T13403A
	PVC rim	T13113A	PVC rim	T13213A	PVC rim	T13313A	PVC rim	T13413A
Grey Laminate	No rim	T23103A	No rim	T23203A	No rim	T23303A	No rim	T23403A
	PVC rim	T23113A	PVC rim	T23213A	PVC rim	T23313A	PVC rim	T23413A
Black Laminate	No rim	T33103A	No rim	T33203A	No rim	T33303A	No rim	T33403A
	PVC rim	T33113A	PVC rim	T33213A	PVC rim	T33313A	PVC rim	T33413A

	18" Chair Width							
	22W x 21D Tray				23.5W x 22D Tray			
	12 x 7 Cutout		13 x 8 Cutout		13 x 8 Cutout		14 x 9 Cutout	
Clear Polycarb	No rim	T14103A	No rim	T14203A	No rim	T15103A	No rim	T15203A
	PVC rim	T14113A	PVC rim	T14213A	PVC rim	T15113A	PVC rim	T15213A
Grey Laminate	No rim	T24103A	No rim	T24203A	No rim	T25103A	No rim	T25203A
	PVC rim	T24113A	PVC rim	T24213A	PVC rim	T25113A	PVC rim	T25213A
Black Laminate	No rim	T34103A	No rim	T34203A	No rim	T35103A	No rim	T35203A
	PVC rim	T34113A	PVC rim	T34213A	PVC rim	T35113A	PVC rim	T35213A

	19" Chair Width					
	23.5W x 22D Tray					
	13 x 8 Cutout		14 x 9 Cutout		15 x 9 Cutout	
Clear Polycarb	No rim	T15103A	No rim	T15203A	No rim	T15303A
	PVC rim	T15113A	PVC rim	T15213A	PVC rim	T15313A
Grey Laminate	No rim	T25103A	No rim	T25203A	No rim	T25303A
	PVC rim	T25113A	PVC rim	T25213A	PVC rim	T25313A
Black Laminate	No rim	T35103A	No rim	T35203A	No rim	T35303A
	PVC rim	T35113A	PVC rim	T35213A	PVC rim	T35313A

	20" Chair Width			
	25.5W x 22D Tray			
	15 x 9 Cutout		16 x 10 Cutout	
Clear Polycarb	No rim	T16103A	No rim	T16203A
	PVC rim	T16113A	PVC rim	T16213A
Grey Laminate	No rim	T26103A	No rim	T26203A
	PVC rim	T26113A	PVC rim	T26213A
Black Laminate	No rim	T36103A	No rim	T36203A
	PVC rim	T36113A	PVC rim	T36213A

	21" Chair Width					
	25.5W x 22D Tray					
	15 x 9 Cutout		16 x 10 Cutout		17 x 10 Cutout	
Clear Polycarb	No rim	T16103A	No rim	T16203A	No rim	T16303A
	PVC rim	T16113A	PVC rim	T16213A	PVC rim	T16313A
Grey Laminate	No rim	T26103A	No rim	T26203A	No rim	T26303A
	PVC rim	T26113A	PVC rim	T26213A	PVC rim	T26313A
Black Laminate	No rim	T36103A	No rim	T36203A	No rim	T36303A
	PVC rim	T36113A	PVC rim	T36213A	PVC rim	T36313A

	22" Chair Width			
	27.5W x 23.5D Tray			
	17 x 10 Cutout		18 x 10 Cutout	
Clear Polycarb	No rim	T17103A	No rim	T17203A
	PVC rim	T17113A	PVC rim	T17213A
Grey Laminate	No rim	T27103A	No rim	T27203A
	PVC rim	T27113A	PVC rim	T27213A
Black Laminate	No rim	T37103A	No rim	T37203A
	PVC rim	T37113A	PVC rim	T37213A

	23", 24, & 25" Chair Width	
	29.5W x 23.5D Tray	
	19 x 10 Cutout	
Clear Polycarb	No rim	T18103A
	PVC rim	T18113A
Grey Laminate	No rim	T28103A
	PVC rim	T28113A
Black Laminate	No rim	T38103A
	PVC rim	T38113A

	26" Chair Width	
	31.5W x 23.5D Tray	
	19 x 10 Cutout	
Clear Polycarb	No rim	T19103A
	PVC rim	T19113A
Grey Laminate	No rim	T29103A
	PVC rim	T29113A
Black Laminate	No rim	T39103A
	PVC rim	T39113A

Trays With 1 1/8" U Slides **Attached**

Unattached also available. Simply change the letter "A" at the end of the SKU to the letter "U"



WE drill the holes
WE attach the clamps

You don't need to order the clamps separately

Options:

- 3/8" thick clear polycarbonate
- 3/8" thick melamine-impregnated fiberboard with grey or black laminate surface
- Black PVC rim attached



	11" & 12" Chair Widths							
	18W x 16D Tray				20W x 18D Tray			
	8.5 x 5 Cutout		9 x 6 Cutout		9 x 6 Cutout		10 x 7 Cutout	
Clear Polycarb 1 1/8" U Slides	No rim	T11104A	No rim	T11204A	No rim	T12104A	No rim	T12204A
	PVC rim	T11114A	PVC rim	T11214A	PVC rim	T12114A	PVC rim	T12214A
Grey Laminate 1 1/8" U Slides	No rim	T21104A	No rim	T21204A	No rim	T22104A	No rim	T22204A
	PVC rim	T21114A	PVC rim	T21214A	PVC rim	T22114A	PVC rim	T22214A
Black Laminate 1 1/8" U Slides	No rim	T31104A	No rim	T31204A	No rim	T32104A	No rim	T32204A
	PVC rim	T31114A	PVC rim	T31214A	PVC rim	T32114A	PVC rim	T32214A

	13" Chair Width							
	18W x 16D Tray				20W x 18D Tray			
	8.5 x 5 Cutout		9 x 6 Cutout		9 x 6 Cutout		10 x 7 Cutout	
Clear Polycarb 1 1/8" U Slides	No rim	T11104A	No rim	T11204A	No rim	T12104A	No rim	T12204A
	PVC rim	T11114A	PVC rim	T11214A	PVC rim	T12114A	PVC rim	T12214A
Grey Laminate 1 1/8" U Slides	No rim	T21104A	No rim	T21204A	No rim	T22104A	No rim	T22204A
	PVC rim	T21114A	PVC rim	T21214A	PVC rim	T22114A	PVC rim	T22214A
Black Laminate 1 1/8" U Slides	No rim	T31104A	No rim	T31204A	No rim	T32104A	No rim	T32204A
	PVC rim	T31114A	PVC rim	T31214A	PVC rim	T32114A	PVC rim	T32214A

	14" Chair Width							
	20W x 18D Tray				21W x 18D Tray			
	9 x 6 Cutout		10 x 7 Cutout		10 x 7 Cutout		12 x 6 Cutout	
Clear Polycarb 1 1/8" U Slides	No rim	T12104A	No rim	T12204A	No rim	T13104A	No rim	T13204A
	PVC rim	T12114A	PVC rim	T12214A	PVC rim	T13114A	PVC rim	T13214A
Grey Laminate 1 1/8" U Slides	No rim	T22104A	No rim	T22204A	No rim	T23104A	No rim	T23204A
	PVC rim	T22114A	PVC rim	T22214A	PVC rim	T23114A	PVC rim	T23214A
Black Laminate 1 1/8" U Slides	No rim	T32104A	No rim	T32204A	No rim	T33104A	No rim	T33204A
	PVC rim	T32114A	PVC rim	T32214A	PVC rim	T33114A	PVC rim	T33214A

	15" Chair Width							
	20W x 18D Tray				21W x 18D Tray			
	9 x 6 Cutout		10 x 7 Cutout		10 x 7 Cutout		12 x 6 Cutout	
Clear Polycarb 1 1/8" U Slides	No rim	T12104A	No rim	T12204A	No rim	T13104A	No rim	T13204A
	PVC rim	T12114A	PVC rim	T12214A	PVC rim	T13114A	PVC rim	T13214A
Grey Laminate 1 1/8" U Slides	No rim	T22104A	No rim	T22204A	No rim	T23104A	No rim	T23204A
	PVC rim	T22114A	PVC rim	T22214A	PVC rim	T23114A	PVC rim	T23214A
Black Laminate 1 1/8" U Slides	No rim	T32104A	No rim	T32204A	No rim	T33104A	No rim	T33204A
	PVC rim	T32114A	PVC rim	T32214A	PVC rim	T33114A	PVC rim	T33214A

Trays with U Slides fit chairs with outside-to-outside dimensions from 4" to 5" more than the chair size. U Slides slide tray on from front.



Back Strap	
With plastic buckle & attaching hardware	31882

CUSTOM SEATING

BODY POSITIONING

WHEELCHAIR TRAYS

ASSISTIVE TECHNOLOGY

PATIENT TRANSFER

ADAPTIVE SPORTS

	16" Chair Width									
	21W x 18D Tray								22W x 21D Tray	
	10 x 7 Cutout		12 x 6 Cutout		12 x 7 Cutout		13 x 8 Cutout		12 x 7 Cutout	13 x 8 Cutout
Clear Polycarb	No rim	T13104A	No rim	T13204A	No rim	T13304A	No rim	T13404A	No rim	T14104A
1 1/8" U Slides	PVC rim	T13114A	PVC rim	T13214A	PVC rim	T13314A	PVC rim	T13414A	PVC rim	T14114A
Grey Laminate	No rim	T23104A	No rim	T23204A	No rim	T23304A	No rim	T23404A	No rim	T24104A
1 1/8" U Slides	PVC rim	T23114A	PVC rim	T23214A	PVC rim	T23314A	PVC rim	T23414A	PVC rim	T24114A
Black Laminate	No rim	T33104A	No rim	T33204A	No rim	T33304A	No rim	T33404A	No rim	T34104A
1 1/8" U Slides	PVC rim	T33114A	PVC rim	T33214A	PVC rim	T33314A	PVC rim	T33414A	PVC rim	T34114A

	17" Chair Width					
	22W x 21D Tray			23.5W x 22D Tray		
	12 x 7 Cutout		13 x 8 Cutout	13 x 8 Cutout		14 x 9 Cutout
Clear Polycarb	No rim	T14104A	No rim	T14204A	No rim	T15104A
1 1/8" U Slides	PVC rim	T14114A	PVC rim	T14214A	PVC rim	T15114A
Grey Laminate	No rim	T24104A	No rim	T24204A	No rim	T25104A
1 1/8" U Slides	PVC rim	T24114A	PVC rim	T24214A	PVC rim	T25114A
Black Laminate	No rim	T34104A	No rim	T34204A	No rim	T35104A
1 1/8" U Slides	PVC rim	T34114A	PVC rim	T34214A	PVC rim	T35114A

	18" Chair Width					
	23.5W x 22D Tray			25.5W x 22D Tray		
	13 x 8 Cutout		14 x 9 Cutout	15 x 9 Cutout		16 x 10 Cutout
Clear Polycarb	No rim	T15104A	No rim	T15204A	No rim	T16104A
1 1/8" U Slides	PVC rim	T15114A	PVC rim	T15214A	PVC rim	T16114A
Grey Laminate	No rim	T25104A	No rim	T25204A	No rim	T26104A
1 1/8" U Slides	PVC rim	T25114A	PVC rim	T25214A	PVC rim	T26114A
Black Laminate	No rim	T35104A	No rim	T35204A	No rim	T36104A
1 1/8" U Slides	PVC rim	T35114A	PVC rim	T35214A	PVC rim	T36114A

	19" Chair Width					
	25.5W x 22D Tray			27.5W x 23.5D Tray		
	15 x 9 Cutout		16 x 10 Cutout	17 x 10 Cutout		18 x 10 Cutout
Clear Polycarb	No rim	T16104A	No rim	T16204A	No rim	T17104A
1 1/8" U Slides	PVC rim	T16114A	PVC rim	T16214A	PVC rim	T17114A
Grey Laminate	No rim	T26104A	No rim	T26204A	No rim	T27104A
1 1/8" U Slides	PVC rim	T26114A	PVC rim	T26214A	PVC rim	T27114A
Black Laminate	No rim	T36104A	No rim	T36204A	No rim	T37104A
1 1/8" U Slides	PVC rim	T36114A	PVC rim	T36214A	PVC rim	T37114A

	20" Chair Width					
	25.5W x 22D Tray			27.5W x 23.5D Tray		
	15 x 9 Cutout		16 x 10 Cutout	17 x 10 Cutout		18 x 10 Cutout
Clear Polycarb	No rim	T16104A	No rim	T16204A	No rim	T17104A
1 1/8" U Slides	PVC rim	T16114A	PVC rim	T16214A	PVC rim	T17114A
Grey Laminate	No rim	T26104A	No rim	T26204A	No rim	T27104A
1 1/8" U Slides	PVC rim	T26114A	PVC rim	T26214A	PVC rim	T27114A
Black Laminate	No rim	T36104A	No rim	T36204A	No rim	T37104A
1 1/8" U Slides	PVC rim	T36114A	PVC rim	T36214A	PVC rim	T37114A

	21" & 22" Chair Width					
	27.5W x 23.5D Tray			23" & 24" Chair Width		25" & 26" Chair Width
	17 x 10 Cutout		18 x 10 Cutout	29.5W x 23.5D Tray		31.5W x 23.5D Tray
Clear Polycarb	No rim	T17104A	No rim	T17204A	No rim	T18104A
1 1/8" U Slides	PVC rim	T17114A	PVC rim	T17214A	PVC rim	T18114A
Grey Laminate	No rim	T27104A	No rim	T27204A	No rim	T28104A
1 1/8" U Slides	PVC rim	T27114A	PVC rim	T27214A	PVC rim	T28114A
Black Laminate	No rim	T37104A	No rim	T37204A	No rim	T38104A
1 1/8" U Slides	PVC rim	T37114A	PVC rim	T37214A	PVC rim	T38114A

Trays With 1 1/2" U Slides **Attached**

Unattached also available. Simply change the letter "A" at the end of the SKU to the letter "U"



WE drill the holes
WE attach the clamps

You don't need to order the clamps separately

Options:

- 3/8" thick clear polycarbonate
- 3/8" thick melamine-impregnated fiberboard with grey or black laminate surface
- Black PVC rim attached

-- 3 EASY STEPS! --

1. Find Chair Width
2. Find Tray & Cutout Size
3. Choose Material & Rim

	11" & 12" Chair Widths							
	18W x 16D Tray				20W x 18D Tray			
	8.5 x 5 Cutout		9 x 6 Cutout		9 x 6 Cutout		10 x 7 Cutout	
Clear Polycarb	No rim	T11105A	No rim	T11205A	No rim	T12105A	No rim	T12205A
1 1/2" U Slides	PVC rim	T11115A	PVC rim	T11215A	PVC rim	T12115A	PVC rim	T12215A
Grey Laminate	No rim	T21105A	No rim	T21205A	No rim	T22105A	No rim	T22205A
1 1/2" U Slides	PVC rim	T21115A	PVC rim	T21215A	PVC rim	T22115A	PVC rim	T22215A
Black Laminate	No rim	T31105A	No rim	T31205A	No rim	T32105A	No rim	T32205A
1 1/2" U Slides	PVC rim	T31115A	PVC rim	T31215A	PVC rim	T32115A	PVC rim	T32215A

	13" Chair Width							
	18W x 16D Tray				20W x 18D Tray			
	8.5 x 5 Cutout		9 x 6 Cutout		9 x 6 Cutout		10 x 7 Cutout	
Clear Polycarb	No rim	T11105A	No rim	T11205A	No rim	T12105A	No rim	T12205A
1 1/2" U Slides	PVC rim	T11115A	PVC rim	T11215A	PVC rim	T12115A	PVC rim	T12215A
Grey Laminate	No rim	T21105A	No rim	T21205A	No rim	T22105A	No rim	T22205A
1 1/2" U Slides	PVC rim	T21115A	PVC rim	T21215A	PVC rim	T22115A	PVC rim	T22215A
Black Laminate	No rim	T31105A	No rim	T31205A	No rim	T32105A	No rim	T32205A
1 1/2" U Slides	PVC rim	T31115A	PVC rim	T31215A	PVC rim	T32115A	PVC rim	T32215A

	14" Chair Width							
	20W x 18D Tray				21W x 18D Tray			
	9 x 6 Cutout		10 x 7 Cutout		10 x 7 Cutout		12 x 6 Cutout	
Clear Polycarb	No rim	T12105A	No rim	T12205A	No rim	T13105A	No rim	T13205A
1 1/2" U Slides	PVC rim	T12115A	PVC rim	T12215A	PVC rim	T13115A	PVC rim	T13215A
Grey Laminate	No rim	T22105A	No rim	T22205A	No rim	T23105A	No rim	T23205A
1 1/2" U Slides	PVC rim	T22115A	PVC rim	T22215A	PVC rim	T23115A	PVC rim	T23215A
Black Laminate	No rim	T32105A	No rim	T32205A	No rim	T33105A	No rim	T33205A
1 1/2" U Slides	PVC rim	T32115A	PVC rim	T32215A	PVC rim	T33115A	PVC rim	T33215A

	15" Chair Width							
	20W x 18D Tray				21W x 18D Tray			
	9 x 6 Cutout		10 x 7 Cutout		10 x 7 Cutout		12 x 6 Cutout	
Clear Polycarb	No rim	T12105A	No rim	T12205A	No rim	T13105A	No rim	T13205A
1 1/2" U Slides	PVC rim	T12115A	PVC rim	T12215A	PVC rim	T13115A	PVC rim	T13215A
Grey Laminate	No rim	T22105A	No rim	T22205A	No rim	T23105A	No rim	T23205A
1 1/2" U Slides	PVC rim	T22115A	PVC rim	T22215A	PVC rim	T23115A	PVC rim	T23215A
Black Laminate	No rim	T32105A	No rim	T32205A	No rim	T33105A	No rim	T33205A
1 1/2" U Slides	PVC rim	T32115A	PVC rim	T32215A	PVC rim	T33115A	PVC rim	T33215A

Trays with U Slides fit chairs with outside-to-outside dimensions from 4" to 5" more than the chair size. U Slides slide tray on from front.



Back Strap	
With plastic buckle & attaching hardware	31882

CUSTOM SEATING

BODY POSITIONING

WHEELCHAIR TRAYS

ASSISTIVE TECHNOLOGY

PATIENT TRANSFER

ADAPTIVE SPORTS

	16" Chair Width											
	21W x 18D Tray								22W x 21D Tray			
	10 x 7 Cutout		12 x 6 Cutout		12 x 7 Cutout		13 x 8 Cutout		12 x 7 Cutout		13 x 8 Cutout	
Clear Polycarb	No rim	T13105A	No rim	T13205A	No rim	T13305A	No rim	T13405A	No rim	T14105A	No rim	T14205A
1 1/2" U Slides	PVC rim	T13115A	PVC rim	T13215A	PVC rim	T13315A	PVC rim	T13415A	PVC rim	T14115A	PVC rim	T14215A
Grey Laminate	No rim	T23105A	No rim	T23205A	No rim	T23305A	No rim	T23405A	No rim	T24105A	No rim	T24205A
1 1/2" U Slides	PVC rim	T23115A	PVC rim	T23215A	PVC rim	T23315A	PVC rim	T23415A	PVC rim	T24115A	PVC rim	T24215A
Black Laminate	No rim	T33105A	No rim	T33205A	No rim	T33305A	No rim	T33405A	No rim	T34105A	No rim	T34205A
1 1/2" U Slides	PVC rim	T33115A	PVC rim	T33215A	PVC rim	T33315A	PVC rim	T33415A	PVC rim	T34115A	PVC rim	T34215A

	17" Chair Width							
	22W x 21D Tray				23.5W x 22D Tray			
	12 x 7 Cutout		13 x 8 Cutout		13 x 8 Cutout		14 x 9 Cutout	
Clear Polycarb	No rim	T14105A	No rim	T14205A	No rim	T15105A	No rim	T15205A
1 1/2" U Slides	PVC rim	T14115A	PVC rim	T14215A	PVC rim	T15115A	PVC rim	T15215A
Grey Laminate	No rim	T24105A	No rim	T24205A	No rim	T25105A	No rim	T25205A
1 1/2" U Slides	PVC rim	T24115A	PVC rim	T24215A	PVC rim	T25115A	PVC rim	T25215A
Black Laminate	No rim	T34105A	No rim	T34205A	No rim	T35105A	No rim	T35205A
1 1/2" U Slides	PVC rim	T34115A	PVC rim	T34215A	PVC rim	T35115A	PVC rim	T35215A

	18" Chair Width											
	23.5W x 22D Tray						25.5W x 22D Tray					
	13 x 8 Cutout		14 x 9 Cutout		15 x 9 Cutout		15 x 9 Cutout		16 x 10 Cutout		17 x 10 Cutout	
Clear Polycarb	No rim	T15105A	No rim	T15205A	No rim	T15305A	No rim	T16105A	No rim	T16205A	No rim	T16305A
1 1/2" U Slides	PVC rim	T15115A	PVC rim	T15215A	PVC rim	T15315A	PVC rim	T16115A	PVC rim	T16215A	PVC rim	T16315A
Grey Laminate	No rim	T25105A	No rim	T25205A	No rim	T25305A	No rim	T26105A	No rim	T26205A	No rim	T26305A
1 1/2" U Slides	PVC rim	T25115A	PVC rim	T25215A	PVC rim	T25315A	PVC rim	T26115A	PVC rim	T26215A	PVC rim	T26315A
Black Laminate	No rim	T35105A	No rim	T35205A	No rim	T35305A	No rim	T36105A	No rim	T36205A	No rim	T36305A
1 1/2" U Slides	PVC rim	T35115A	PVC rim	T35215A	PVC rim	T35315A	PVC rim	T36115A	PVC rim	T36215A	PVC rim	T36315A

	19" Chair Width											
	25.5W x 22D Tray						27.5W x 23.5D Tray					
	15 x 9 Cutout		16 x 10 Cutout		17 x 10 Cutout		17 x 10 Cutout		18 x 10 Cutout			
Clear Polycarb	No rim	T16105A	No rim	T16205A	No rim	T16305A	No rim	T17105A	No rim	T17205A		
1 1/2" U Slides	PVC rim	T16115A	PVC rim	T16215A	PVC rim	T16315A	PVC rim	T17115A	PVC rim	T17215A		
Grey Laminate	No rim	T26105A	No rim	T26205A	No rim	T26305A	No rim	T27105A	No rim	T27205A		
1 1/2" U Slides	PVC rim	T26115A	PVC rim	T26215A	PVC rim	T26315A	PVC rim	T27115A	PVC rim	T27215A		
Black Laminate	No rim	T36105A	No rim	T36205A	No rim	T36305A	No rim	T37105A	No rim	T37205A		
1 1/2" U Slides	PVC rim	T36115A	PVC rim	T36215A	PVC rim	T36315A	PVC rim	T37115A	PVC rim	T37215A		

	20" Chair Width											
	25.5W x 22D Tray						27.5W x 23.5D Tray					
	15 x 9 Cutout		16 x 10 Cutout		17 x 10 Cutout		17 x 10 Cutout		18 x 10 Cutout		19 x 10 Cutout	
Clear Polycarb	No rim	T16105A	No rim	T16205A	No rim	T16305A	No rim	T17105A	No rim	T17205A	No rim	T17305A
1 1/2" U Slides	PVC rim	T16115A	PVC rim	T16215A	PVC rim	T16315A	PVC rim	T17115A	PVC rim	T17215A	PVC rim	T17315A
Grey Laminate	No rim	T26105A	No rim	T26205A	No rim	T26305A	No rim	T27105A	No rim	T27205A	No rim	T27305A
1 1/2" U Slides	PVC rim	T26115A	PVC rim	T26215A	PVC rim	T26315A	PVC rim	T27115A	PVC rim	T27215A	PVC rim	T27315A
Black Laminate	No rim	T36105A	No rim	T36205A	No rim	T36305A	No rim	T37105A	No rim	T37205A	No rim	T37305A
1 1/2" U Slides	PVC rim	T36115A	PVC rim	T36215A	PVC rim	T36315A	PVC rim	T37115A	PVC rim	T37215A	PVC rim	T37315A

	21" & 22" Chair Width						23" & 24" Chair Width			25" & 26" Chair Width		
	27.5W x 23.5D Tray						29.5W x 23.5D Tray			31.5W x 23.5D Tray		
	17 x 10 Cutout		18 x 10 Cutout		19 x 10 Cutout		19 x 10 Cutout			19 x 10 Cutout		
Clear Polycarb	No rim	T17105A	No rim	T17205A	No rim	T17305A	No rim	T18105A		No rim	T19105A	
1 1/2" U Slides	PVC rim	T17115A	PVC rim	T17215A	PVC rim	T17315A	PVC rim	T18115A		PVC rim	T19115A	
Grey Laminate	No rim	T27105A	No rim	T27205A	No rim	T27305A	No rim	T28105A		No rim	T29105A	
1 1/2" U Slides	PVC rim	T27115A	PVC rim	T27215A	PVC rim	T27315A	PVC rim	T28115A		PVC rim	T29115A	
Black Laminate	No rim	T37105A	No rim	T37205A	No rim	T37305A	No rim	T38105A		No rim	T39105A	
1 1/2" U Slides	PVC rim	T37115A	PVC rim	T37215A	PVC rim	T37315A	PVC rim	T38115A		PVC rim	T39115A	

No Body Cutout Trays With Hardware *Unattached*



***YOU cut out for the body
YOU drill the holes
YOU attach the hardware***

You don't need to order the hardware separately, it comes unattached with the tray

Options:

- 3/8" thick clear polycarbonate
- 3/8" thick melamine-impregnated fiberboard with grey or black laminate surface
- Black PVC rim attached

EZ Lock	11" & 12" Chair Width		13" & 14" Chair Width		14" & 15" Chair Width		15" & 16" Chair Width		16", 17" & 18" Chair Width		18", 19" & 20" Chair Width	
	18W x 16D Tray		20W x 18D Tray		21W x 18D Tray		22W x 21D Tray		23.5W x 22D Tray		25.5W x 22D Tray	
Clear Polycarb	No rim	T11001U	No rim	T12001U	No rim	T13001U	No rim	T14001U	No rim	T15001U	No rim	T16001U
	PVC rim	T11011U	PVC rim	T12011U	PVC rim	T13011U	PVC rim	T14011U	PVC rim	T15011U	PVC rim	T16011U
Grey Laminate	No rim	T21001U	No rim	T22001U	No rim	T23001U	No rim	T24001U	No rim	T25001U	No rim	T26001U
	PVC rim	T21011U	PVC rim	T22011U	PVC rim	T23011U	PVC rim	T24011U	PVC rim	T25011U	PVC rim	T26011U
Black Laminate	No rim	T31001U	No rim	T32001U	No rim	T33001U	No rim	T34001U	No rim	T35001U	No rim	T36001U
	PVC rim	T31011U	PVC rim	T32011U	PVC rim	T33011U	PVC rim	T34011U	PVC rim	T35011U	PVC rim	T36011U

EZ Lock	20", 21" & 22" Chair Width		23" & 24" Chair Width		25" & 26" Chair Width	
	27.5W x 23.5D Tray		29.5W x 23.5D Tray		31.5W x 23.5D Tray	
Clear Polycarb	No rim	T17001U	No rim	T18001U	No rim	T19001U
	PVC rim	T17011U	PVC rim	T18011U	PVC rim	T19011U
Grey Laminate	No rim	T27001U	No rim	T28001U	No rim	T29001U
	PVC rim	T27011U	PVC rim	T28011U	PVC rim	T29011U
Black Laminate	No rim	T37001U	No rim	T38001U	No rim	T39001U
	PVC rim	T37011U	PVC rim	T38011U	PVC rim	T39011U



**E-Z Lock Clamps
Included,
Unattached**

Top Drop	11" & 12" Chair Width		11, 12" & 13" Chair Width		12", 13" & 14" Chair Width		13", 14" & 15" Chair Width		15", 16" & 17" Chair Width		17", 18" & 19" Chair Width	
	20W x 18D Tray		21W x 18D Tray		22W x 21D Tray		23.5W x 22D Tray		25.5W x 22D Tray		27.5W x 23.5D Tray	
Clear Polycarb	No rim	T12002U	No rim	T13002U	No rim	T14002U	No rim	T15002U	No rim	T16002U	No rim	T17002U
	PVC rim	T12012U	PVC rim	T13012U	PVC rim	T14012U	PVC rim	T15012U	PVC rim	T16012U	PVC rim	T17012U
Grey Laminate	No rim	T22002U	No rim	T23002U	No rim	T24002U	No rim	T25002U	No rim	T26002U	No rim	T27002U
	PVC rim	T22012U	PVC rim	T23012U	PVC rim	T24012U	PVC rim	T25012U	PVC rim	T26012U	PVC rim	T27012U
Black Laminate	No rim	T32002U	No rim	T33002U	No rim	T34002U	No rim	T35002U	No rim	T36002U	No rim	T37002U
	PVC rim	T32012U	PVC rim	T33012U	PVC rim	T34012U	PVC rim	T35012U	PVC rim	T36012U	PVC rim	T37012U

Top Drop	19", 20" & 21" Chair Width		21" & 22" Chair Width	
	29.5W x 23.5D Tray		31.5W x 23.5D Tray	
Clear Polycarb	No rim	T18002U	No rim	T19002U
	PVC rim	T18012U	PVC rim	T19012U
Grey Laminate	No rim	T28002U	No rim	T29002U
	PVC rim	T28012U	PVC rim	T29012U
Black Laminate	No rim	T38002U	No rim	T39002U
	PVC rim	T38012U	PVC rim	T39012U



**Top Drop Clamps
Included,
Unattached**

CUSTOM SEATING

BODY POSITIONING

WHEELCHAIR TRAYS

ASSISTIVE TECHNOLOGY

PATIENT TRANSFER

ADAPTIVE SPORTS

Tube Lock	11", 12" & 13" Chair Width 18W x 16D Tray		14", 15" & 16" Chair Width 20W x 18D Tray		16" & 17" Chair Width 21W x 18D Tray		17" & 18" Chair Width 22W x 21D Tray		18" & 19" Chair Width 23.5W x 22D Tray		20" & 21" Chair Width 25.5W x 22D Tray	
Clear Polycarb	No rim	T11003U	No rim	T12003U	No rim	T13003U	No rim	T14003U	No rim	T15003U	No rim	T16003U
	PVC rim	T11013U	PVC rim	T12013U	PVC rim	T13013U	PVC rim	T14013U	PVC rim	T15013U	PVC rim	T16013U
Grey Laminate	No rim	T21003U	No rim	T22003U	No rim	T23003U	No rim	T24003U	No rim	T25003U	No rim	T26003U
	PVC rim	T21013U	PVC rim	T22013U	PVC rim	T23013U	PVC rim	T24013U	PVC rim	T25013U	PVC rim	T26013U
Black Laminate	No rim	T31003U	No rim	T32003U	No rim	T33003U	No rim	T34003U	No rim	T35003U	No rim	T36003U
	PVC rim	T31013U	PVC rim	T32013U	PVC rim	T33013U	PVC rim	T34013U	PVC rim	T35013U	PVC rim	T36013U

Tube Lock	22" Chair Width 27.5W x 23.5D Tray		22", 23", 24" & 25" Chair Width 29.5W x 23.5D Tray		22", 23", 24", 25" & 26" Chair Width 31.5W x 23.5D Tray	
Clear Polycarb	No rim	T17003U	No rim	T18003U	No rim	T19003U
	PVC rim	T17013U	PVC rim	T18013U	PVC rim	T19013U
Grey Laminate	No rim	T27003U	No rim	T28003U	No rim	T29003U
	PVC rim	T27013U	PVC rim	T28013U	PVC rim	T29013U
Black Laminate	No rim	T37003U	No rim	T38003U	No rim	T39003U
	PVC rim	T37013U	PVC rim	T38013U	PVC rim	T39013U



Tube Lock Clamps
Included, Unattached

1 1/8" U Slide	11", 12" & 13" Chair Width 18W x 16D Tray		11", 12", 13", 14" & 15" Chair Width 20W x 18D Tray		14", 15" & 16" Chair Width 21W x 18D Tray		16" & 17" Chair Width 22W x 21D Tray		17" & 18" Chair Width 23.5W x 22D Tray		18", 19" & 20" Chair Width 25.5W x 22D Tray	
Clear Polycarb	No rim	T11004U	No rim	T12004U	No rim	T13004U	No rim	T14004U	No rim	T15004U	No rim	T16004U
	PVC rim	T11014U	PVC rim	T12014U	PVC rim	T13014U	PVC rim	T14014U	PVC rim	T15014U	PVC rim	T16014U
Grey Laminate	No rim	T21004U	No rim	T22004U	No rim	T23004U	No rim	T24004U	No rim	T25004U	No rim	T26004U
	PVC rim	T21014U	PVC rim	T22014U	PVC rim	T23014U	PVC rim	T24014U	PVC rim	T25014U	PVC rim	T26014U
Black Laminate	No rim	T31004U	No rim	T32004U	No rim	T33004U	No rim	T34004U	No rim	T35004U	No rim	T36004U
	PVC rim	T31014U	PVC rim	T32014U	PVC rim	T33014U	PVC rim	T34014U	PVC rim	T35014U	PVC rim	T36014U

1 1/8" U Slide	19", 20", 21" & 22" Chair Width 27.5W x 23.5D Tray		21", 22", 23" & 24" Chair Width 29.5W x 23.5D Tray		23", 24", 25" & 26" Chair Width 31.5W x 23.5D Tray	
Clear Polycarb	No rim	T17004U	No rim	T18004U	No rim	T19004U
	PVC rim	T17014U	PVC rim	T18014U	PVC rim	T19014U
Grey Laminate	No rim	T27004U	No rim	T28004U	No rim	T29004U
	PVC rim	T27014U	PVC rim	T28014U	PVC rim	T29014U
Black Laminate	No rim	T37004U	No rim	T38004U	No rim	T39004U
	PVC rim	T37014U	PVC rim	T38014U	PVC rim	T39014U



1 1/8" U Slides
Included, Unattached

1 1/2" U Slide	11", 12" & 13" Chair Width 18W x 16D Tray		11", 12", 13", 14" & 15" Chair Width 20W x 18D Tray		14", 15" & 16" Chair Width 21W x 18D Tray		16" & 17" Chair Width 22W x 21D Tray		17" & 18" Chair Width 23.5W x 22D Tray		18", 19" & 20" Chair Width 25.5W x 22D Tray	
Clear Polycarb	No rim	T11005U	No rim	T12005U	No rim	T13005U	No rim	T14005U	No rim	T15005U	No rim	T16005U
	PVC rim	T11015U	PVC rim	T12015U	PVC rim	T13015U	PVC rim	T14015U	PVC rim	T15015U	PVC rim	T16015U
Grey Laminate	No rim	T21005U	No rim	T22005U	No rim	T23005U	No rim	T24005U	No rim	T25005U	No rim	T26005U
	PVC rim	T21015U	PVC rim	T22015U	PVC rim	T23015U	PVC rim	T24015U	PVC rim	T25015U	PVC rim	T26015U
Black Laminate	No rim	T31005U	No rim	T32005U	No rim	T33005U	No rim	T34005U	No rim	T35005U	No rim	T36005U
	PVC rim	T31015U	PVC rim	T32015U	PVC rim	T33015U	PVC rim	T34015U	PVC rim	T35015U	PVC rim	T36015U

1 1/2" U Slide	19", 20", 21" & 22" Chair Width 27.5W x 23.5D Tray		21", 22", 23" & 24" Chair Width 29.5W x 23.5D Tray		23", 24", 25" & 26" Chair Width 31.5W x 23.5D Tray	
Clear Polycarb	No rim	T17005U	No rim	T18005U	No rim	T19005U
	PVC rim	T17015U	PVC rim	T18015U	PVC rim	T19015U
Grey Laminate	No rim	T27005U	No rim	T28005U	No rim	T29005U
	PVC rim	T27015U	PVC rim	T28015U	PVC rim	T29015U
Black Laminate	No rim	T37005U	No rim	T38005U	No rim	T39005U
	PVC rim	T37015U	PVC rim	T38015U	PVC rim	T39015U



1 1/2" U Slides
Included, Unattached

Trays For Use With Hook & Loop Straps

Order Straps Separately

	12" & 13" Chair Width						20W x 18D Tray					
	18W x 16D Tray			9 x 6 Cutout			9 x 6 Cutout			10 x 7 Cutout		
	8.5 x 5 Cutout											
Clear	No rim	T11100X	No rim	T11200X	No rim	T12100X	No rim	T12100X	No rim	T12200X	No rim	T12300X
Polycarb	PVC rim	T11110X	PVC rim	T11210X	PVC rim	T12110X	PVC rim	T12110X	PVC rim	T12210X	PVC rim	T12310X
Grey	No rim	T21100X	No rim	T21200X	No rim	T22100X	No rim	T22100X	No rim	T22200X	No rim	T22300X
Laminate	PVC rim	T21110X	PVC rim	T21210X	PVC rim	T22110X	PVC rim	T22110X	PVC rim	T22210X	PVC rim	T22310X
Black	No rim	T31100X	No rim	T31200X	No rim	T32100X	No rim	T32100X	No rim	T32200X	No rim	T32300X
Laminate	PVC rim	T31110X	PVC rim	T31210X	PVC rim	T32110X	PVC rim	T32110X	PVC rim	T32210X	PVC rim	T32310X

Hook & Loop Straps	
Pair, 2"x 24"	31091



	14" & 15" Chair Width						21W x 18D Tray					
	20W x 18D Tray			10 x 7 Cutout			12 x 7 Cutout			10 x 7 Cutout		
	9 x 6 Cutout											
Clear	No rim	T12100X	No rim	T12200X	No rim	T12300X	No rim	T13100X	No rim	T13200X	No rim	T13300X
Polycarb	PVC rim	T12110X	PVC rim	T12210X	PVC rim	T12310X	PVC rim	T13110X	PVC rim	T13210X	PVC rim	T13310X
Grey	No rim	T22100X	No rim	T22200X	No rim	T22300X	No rim	T23100X	No rim	T23200X	No rim	T23300X
Laminate	PVC rim	T22110X	PVC rim	T22210X	PVC rim	T22310X	PVC rim	T23110X	PVC rim	T23210X	PVC rim	T23310X
Black	No rim	T32100X	No rim	T32200X	No rim	T32300X	No rim	T33100X	No rim	T33200X	No rim	T33300X
Laminate	PVC rim	T32110X	PVC rim	T32210X	PVC rim	T32310X	PVC rim	T33110X	PVC rim	T33210X	PVC rim	T33310X

	16" Chair Width						22W x 21D Tray					
	21W x 18D Tray			10 x 7 Cutout			12 x 6 Cutout			12 x 7 Cutout		
	10 x 7 Cutout											
Clear	No rim	T13100X	No rim	T13200X	No rim	T13300X	No rim	T13400X	No rim	T14100X	No rim	T14200X
Polycarb	PVC rim	T13110X	PVC rim	T13210X	PVC rim	T13310X	PVC rim	T13410X	PVC rim	T14110X	PVC rim	T14210X
Grey	No rim	T23100X	No rim	T23200X	No rim	T23300X	No rim	T23400X	No rim	T24100X	No rim	T24200X
Laminate	PVC rim	T23110X	PVC rim	T23210X	PVC rim	T23310X	PVC rim	T23410X	PVC rim	T24110X	PVC rim	T24210X
Black	No rim	T33100X	No rim	T33200X	No rim	T33300X	No rim	T33400X	No rim	T34100X	No rim	T34200X
Laminate	PVC rim	T33110X	PVC rim	T33210X	PVC rim	T33310X	PVC rim	T33410X	PVC rim	T34110X	PVC rim	T34210X

	17" Chair Width						23.5W x 22D Tray					
	22W x 21D Tray			12 x 7 Cutout			13 x 8 Cutout			14 x 9 Cutout		
	12 x 7 Cutout											
Clear	No rim	T14100X	No rim	T14200X	No rim	T15100X	No rim	T15200X	No rim	T15300X	No rim	T15400X
Polycarb	PVC rim	T14110X	PVC rim	T14210X	PVC rim	T15110X	PVC rim	T15210X	PVC rim	T15310X	PVC rim	T15410X
Grey	No rim	T24100X	No rim	T24200X	No rim	T25100X	No rim	T25200X	No rim	T25300X	No rim	T25400X
Laminate	PVC rim	T24110X	PVC rim	T24210X	PVC rim	T25110X	PVC rim	T25210X	PVC rim	T25310X	PVC rim	T25410X
Black	No rim	T34100X	No rim	T34200X	No rim	T35100X	No rim	T35200X	No rim	T35300X	No rim	T35400X
Laminate	PVC rim	T34110X	PVC rim	T34210X	PVC rim	T35110X	PVC rim	T35210X	PVC rim	T35310X	PVC rim	T35410X

- 3 EASY STEPS! --
1. Find Chair Width
 2. Find Tray & Cutout Size
 3. Choose Material & Rim

	18" Chair Width						25.5W x 22D Tray					
	23.5W x 22D Tray			13 x 8 Cutout			14 x 9 Cutout			15 x 9 Cutout		
	13 x 8 Cutout											
Clear	No rim	T15100X	No rim	T15200X	No rim	T15300X	No rim	T16100X	No rim	T16200X	No rim	T16300X
Polycarb	PVC rim	T15110X	PVC rim	T15210X	PVC rim	T15310X	PVC rim	T16110X	PVC rim	T16210X	PVC rim	T16310X
Grey	No rim	T25100X	No rim	T25200X	No rim	T25300X	No rim	T26100X	No rim	T26200X	No rim	T26300X
Laminate	PVC rim	T25110X	PVC rim	T25210X	PVC rim	T25310X	PVC rim	T26110X	PVC rim	T26210X	PVC rim	T26310X
Black	No rim	T35100X	No rim	T35200X	No rim	T35300X	No rim	T36100X	No rim	T36200X	No rim	T36300X
Laminate	PVC rim	T35110X	PVC rim	T35210X	PVC rim	T35310X	PVC rim	T36110X	PVC rim	T36210X	PVC rim	T36310X

	19" & 20" Chair Width						27.5W x 23.5D Tray					
	25.5W x 22D Tray			15 x 9 Cutout			17 x 10 Cutout			18 x 10 Cutout		
	15 x 9 Cutout											
Clear	No rim	T16100X	No rim	T16200X	No rim	T16300X	No rim	T17100X	No rim	T17200X	No rim	T17300X
Polycarb	PVC rim	T16110X	PVC rim	T16210X	PVC rim	T16310X	PVC rim	T17110X	PVC rim	T17210X	PVC rim	T17310X
Grey	No rim	T26100X	No rim	T26200X	No rim	T26300X	No rim	T27100X	No rim	T27200X	No rim	T27300X
Laminate	PVC rim	T26110X	PVC rim	T26210X	PVC rim	T26310X	PVC rim	T27110X	PVC rim	T27210X	PVC rim	T27310X
Black	No rim	T36100X	No rim	T36200X	No rim	T36300X	No rim	T37100X	No rim	T37200X	No rim	T37300X
Laminate	PVC rim	T36110X	PVC rim	T36210X	PVC rim	T36310X	PVC rim	T37110X	PVC rim	T37210X	PVC rim	T37310X

	21" & 22" Chair Width						23" & 24" Chair Width					
	27.5W x 23.5D Tray			17 x 10 Cutout			29.5W x 23.5D Tray			19 x 10 Cutout		
	17 x 10 Cutout						19 x 10 Cutout					
Clear	No rim	T17100X	No rim	T17200X	No rim	T17300X	No rim	T18100X	No rim	T18100X	No rim	T18100X
Polycarb	PVC rim	T17110X	PVC rim	T17210X	PVC rim	T17310X	PVC rim	T18110X	PVC rim	T18110X	PVC rim	T18110X
Grey	No rim	T27100X	No rim	T27200X	No rim	T27300X	No rim	T28100X	No rim	T28100X	No rim	T28100X
Laminate	PVC rim	T27110X	PVC rim	T27210X	PVC rim	T27310X	PVC rim	T28110X	PVC rim	T28110X	PVC rim	T28110X
Black	No rim	T37100X	No rim	T37200X	No rim	T37300X	No rim	T38100X	No rim	T38100X	No rim	T38100X
Laminate	PVC rim	T37110X	PVC rim	T37210X	PVC rim	T37310X	PVC rim	T38110X	PVC rim	T38110X	PVC rim	T38110X

Trays Without Attaching Hardware



Features:

- 3/8" thick clear polycarbonate
- Heavy-duty break-resistant
- Optional black PVC rim attached
- No pre-drilled holes for hardware

Features:

- 3/8" thick melamine-impregnated fiberboard
- Very durable melamine grey or black laminate surface
- Optional black PVC rim attached
- No pre-drilled holes for hardware

	18W x 16D Tray						20W x 18D Tray							
	8.5 x 5 Cutout		9 x 6 Cutout		No Cutout		9 x 6 Cutout		10 x 7 Cutout		12 x 7 Cutout		No Cutout	
Clear Polycarb	No rim	T11100X	No rim	T11200X	No rim	T11000X	No rim	T12100X	No rim	T12200X	No rim	T12300X	No rim	T12000X
	PVC rim	T11110X	PVC rim	T11210X	PVC rim	T11010X	PVC rim	T12110X	PVC rim	T12210X	PVC rim	T12310X	PVC rim	T12010X
Grey Laminate	No rim	T21100X	No rim	T21200X	No rim	T21000X	No rim	T22100X	No rim	T22200X	No rim	T22300X	No rim	T22000X
	PVC rim	T21110X	PVC rim	T21210X	PVC rim	T21010X	PVC rim	T22110X	PVC rim	T22210X	PVC rim	T22310X	PVC rim	T22010X
Black Laminate	No rim	T31100X	No rim	T31200X	No rim	T31000X	No rim	T32100X	No rim	T32200X	No rim	T32300X	No rim	T32000X
	PVC rim	T31110X	PVC rim	T31210X	PVC rim	T31010X	PVC rim	T32110X	PVC rim	T32210X	PVC rim	T32310X	PVC rim	T32010X

	21W x 18D Tray					
	10 x 7 Cutout		12 x 6 Cutout		12 x 7 Cutout	
Clear Polycarb	No rim	T13100X	No rim	T13200X	No rim	T13300X
	PVC rim	T13110X	PVC rim	T13210X	PVC rim	T13310X
Grey Laminate	No rim	T23100X	No rim	T23200X	No rim	T23300X
	PVC rim	T23110X	PVC rim	T23210X	PVC rim	T23310X
Black Laminate	No rim	T33100X	No rim	T33200X	No rim	T33300X
	PVC rim	T33110X	PVC rim	T33210X	PVC rim	T33310X

	22W x 21D Tray						23.5W x 22D Tray					
	12 x 7 Cutout		13 x 8 Cutout		No Cutout		13 x 8 Cutout		14 x 9 Cutout		15 x 9 Cutout	
Clear Polycarb	No rim	T14100X	No rim	T14200X	No rim	T14000X	No rim	T15100X	No rim	T15200X	No rim	T15300X
	PVC rim	T14110X	PVC rim	T14210X	PVC rim	T14010X	PVC rim	T15110X	PVC rim	T15210X	PVC rim	T15310X
Grey Laminate	No rim	T24100X	No rim	T24200X	No rim	T24000X	No rim	T25100X	No rim	T25200X	No rim	T25300X
	PVC rim	T24110X	PVC rim	T24210X	PVC rim	T24010X	PVC rim	T25110X	PVC rim	T25210X	PVC rim	T25310X
Black Laminate	No rim	T34100X	No rim	T34200X	No rim	T34000X	No rim	T35100X	No rim	T35200X	No rim	T35300X
	PVC rim	T34110X	PVC rim	T34210X	PVC rim	T34010X	PVC rim	T35110X	PVC rim	T35210X	PVC rim	T35310X

	25.5W x 22D Tray						29.5W x 23.5D Tray					
	15 x 9 Cutout		16 x 10 Cutout		17 x 10 Cutout		19 x 10 Cutout		No Cutout		No Cutout	
Clear Polycarb	No rim	T16100X	No rim	T16200X	No rim	T16300X	No rim	T16000X	No rim	T18100X	No rim	T18000X
	PVC rim	T16110X	PVC rim	T16210X	PVC rim	T16310X	PVC rim	T16010X	PVC rim	T18110X	PVC rim	T18010X
Grey Laminate	No rim	T26100X	No rim	T26200X	No rim	T26300X	No rim	T26000X	No rim	T28100X	No rim	T28000X
	PVC rim	T26110X	PVC rim	T26210X	PVC rim	T26310X	PVC rim	T26010X	PVC rim	T28110X	PVC rim	T28010X
Black Laminate	No rim	T36100X	No rim	T36200X	No rim	T36300X	No rim	T36000X	No rim	T38100X	No rim	T38000X
	PVC rim	T36110X	PVC rim	T36210X	PVC rim	T36310X	PVC rim	T36010X	PVC rim	T38110X	PVC rim	T38010X

	27.5W x 23.5D Tray						31.5W x 23.5D Tray					
	17 x 10 Cutout		18 x 10 Cutout		19 x 10 Cutout		19 x 10 Cutout		No Cutout		No Cutout	
Clear Polycarb	No rim	T17100X	No rim	T17200X	No rim	T17300X	No rim	T19100X	No rim	T19000X	No rim	T19000X
	PVC rim	T17110X	PVC rim	T17210X	PVC rim	T17310X	PVC rim	T19110X	PVC rim	T19010X	PVC rim	T19010X
Grey Laminate	No rim	T27100X	No rim	T27200X	No rim	T27300X	No rim	T29100X	No rim	T29000X	No rim	T29000X
	PVC rim	T27110X	PVC rim	T27210X	PVC rim	T27310X	PVC rim	T29110X	PVC rim	T29010X	PVC rim	T29010X
Black Laminate	No rim	T37100X	No rim	T37200X	No rim	T37300X	No rim	T39100X	No rim	T39000X	No rim	T39000X
	PVC rim	T37110X	PVC rim	T37210X	PVC rim	T37310X	PVC rim	T39110X	PVC rim	T39010X	PVC rim	T39010X

CUSTOM SEATING

BODY POSITIONING

WHEELCHAIR TRAYS

ASSISTIVE TECHNOLOGY

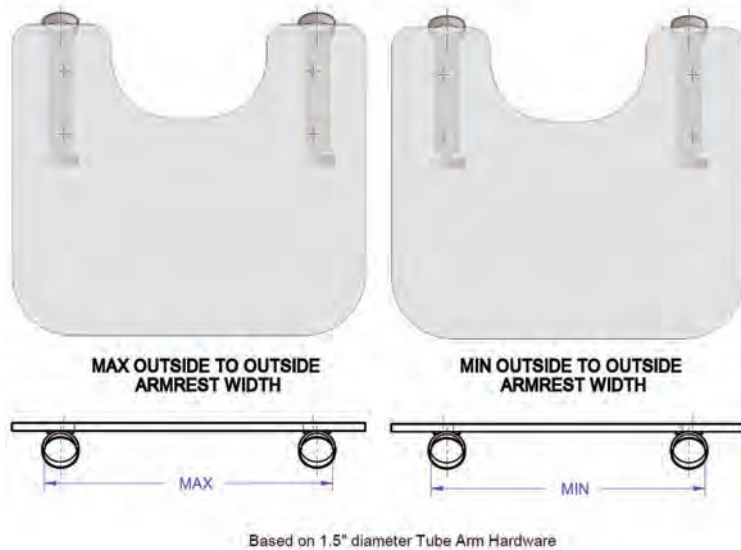
PATIENT TRANSFER

ADAPTIVE SPORTS

TRAYS WITH HOLES PREDRILLED

Features:

- Trays with holes predrilled for customers who choose to use other hardware
- Economic option for configuring trays with holes without the need for customization



Tray Width	Tray Depth	Body Cutout	Clear	Black	Grey
16	15	7 x 4.5	33236	33237	33262
17	15	7.5 x 4.5	33204	33238	33263
		8.5 x 5	33205	33239	33264
18	16	8.5 x 5	33206	33240	33265
		9.5 x 5.5	33207	33241	33266
19	18	9.5 x 5.5	33208	33242	33267
		10.5 x 6	33209	33243	33268
20	18	10.5 x 6	33210	33244	33269
		11.5 x 6.5	33211	33245	33270
21	18	11.5 x 6.5	33212	33246	33271
		12.5 x 7	33213	33247	33272
22	21	12.5 x 7	33214	33248	33273
		13.5 x 8.5	33215	33249	33274
23.5	22	13.5 x 8.5	33216	33250	33275
		14.5 x 9.5	33217	33251	33276
24.5	22	14.5 x 9.5	33218	33252	33277
		15.5 x 10.5	33219	33253	33278
26.5	22	15.5 x 10.5	33220	33254	33279
		16.5 x 11	33221	33255	33280
		17 x 11	33222	33256	33281
		18 x 11	33223	33257	33282
27.5	23.5	17.5 x 11	33224	33258	33283
		19 x 11	33225	33259	33284
28.5	23.5	18.5 x 11	33226	33260	33285
		20 x 11	33227	33261	33286

REMOVABLE PADDED TRAY TOP

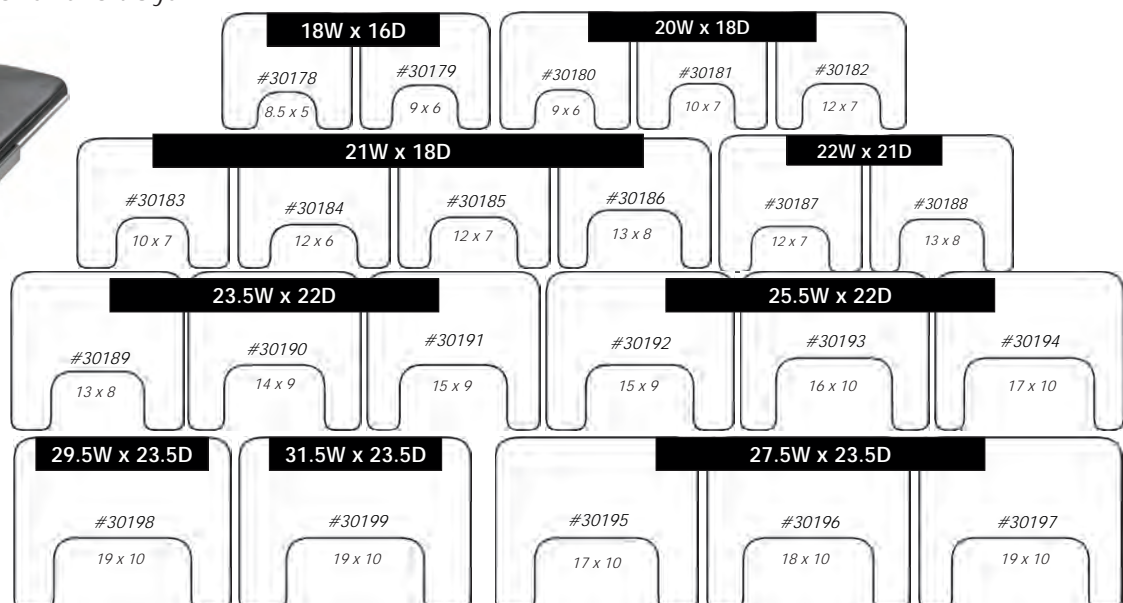
Features:

- Soft comfortable padded layer
- Black vinyl over 1" thick foam
- Easily attached to full-size trays

Part numbers for each tray are shown below



Tray not included



Trays With A Control Cutout



Features:

- 3/8" thick clear polycarbonate
- Heavy-duty break-resistant
- Optional Top Drop Clamps attached
- Optional black PVC rim attached
- Recommended for chairs with fixed joysticks

Features:

- 3/8" thick melamine-impregnated fiberboard
- Very durable melamine grey or black laminate surface
- Optional Top Drop Clamps attached
- Optional black PVC rim attached
- Recommended for chairs with fixed joysticks

CLEAR TRAYS WITH A CONTROL CUTOUT

	Clear Tray with Top Drop Clamps Attached				Clear Tray Only (no attaching hardware)		
	PVC Rim Right Side Cutout	PVC Rim Left Side Cutout	No Rim Right Side Cutout	No Rim Left Side Cutout	PVC Rim Right Side Cutout	PVC Rim Left Side Cutout	No Rim Cutout (Reversible)
21W x 18D	T13R12A	T13L12A	T13R02A	T13L02A	T13R10X	T13L10X	T13E00X
23 1/2 x 22	T15R12A	T15L12A	T15R02A	T15L02A	T15R10X	T15L10X	T15E00X
25 1/2 x 22	T16R12A	T16L12A	T16R02A	T16L02A	T16R10X	T16L10X	T16E00X
27 1/2 x 23 1/2	T17R12A	T17L12A	T17R02A	T17L02A	T17R10X	T17L10X	T17E00X

GREY TRAYS WITH A CONTROL CUTOUT

	Grey Tray with Top Drop Clamps Attached				Gray Tray Only (no attaching hardware)			
	PVC Rim Right Side Cutout	PVC Rim Left Side Cutout	No Rim Right Side Cutout	No Rim Left Side Cutout	PVC Rim Right Side Cutout	PVC Rim Left Side Cutout	No Rim Right Side Cutout	No Rim Left Side Cutout
21W x 18D	T23R12A	T23L12A	T23R02A	T23L02A	T23R10X	T23L10X	T23E00X	T23L00X
23 1/2 x 22	T25R12A	T25L12A	T25R02A	T25L02A	T25R10X	T25L10X	T25E00X	T25L00X
25 1/2 x 22	T26R12A	T26L12A	T26R02A	T26L02A	T26R10X	T26L10X	T26E00X	T26L00X
27 1/2 x 23 1/2	T27R12A	T27L12A	T27R02A	T27L02A	T27R10X	T27L10X	T27E00X	T27L00X

BLACK TRAYS WITH A CONTROL CUTOUT

	Black Tray with Top Drop Clamps Attached				Black Tray Only (no attaching hardware)			
	PVC Rim Right Side Cutout	PVC Rim Left Side Cutout	No Rim Right Side Cutout	No Rim Left Side Cutout	PVC Rim Right Side Cutout	PVC Rim Left Side Cutout	No Rim Right Side Cutout	No Rim Left Side Cutout
21W x 18D	T33R12A	T33L12A	T33R02A	T33L02A	T33R10X	T33L10X	T33E00X	T33L00X
23 1/2 x 22	T35R12A	T35L12A	T35R02A	T35L02A	T35R10X	T35L10X	T35E00X	T35L00X
25 1/2 x 22	T36R12A	T36L12A	T36R02A	T36L02A	T36R10X	T36L10X	T36E00X	T36L00X
27 1/2 x 23 1/2	T37R12A	T37L12A	T37R02A	T37L02A	T37R10X	T37L10X	T37E00X	T37L00X

Top Drop Clamps position tray straight down from top.

Top Drop Clamps can be used on Quantum TB3 arms by using our TB3 Adapter Plates



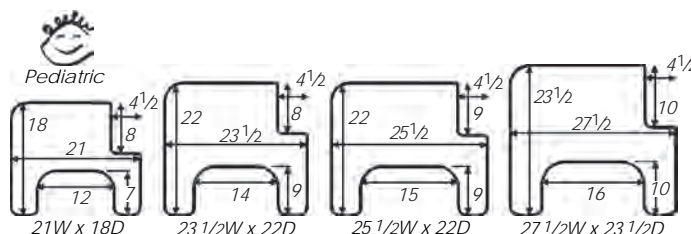
Hook & Loop Straps

Pair, 2"x 24"

31091

Trays with Top Drop Clamps fit a wheelchair with Armpad-To-Armpad Width (Outside Edges):

21W x 18D	from 16" to 18"
23 1/2W x 22D	from 18" to 20 1/2"
25 1/2W x 22D	from 20" to 22 1/2"
27 1/2W x 23 1/2D	from 22" to 24 1/2"



Trays with no Clamps fit a wheelchair with Seat Width (Outside Edges):

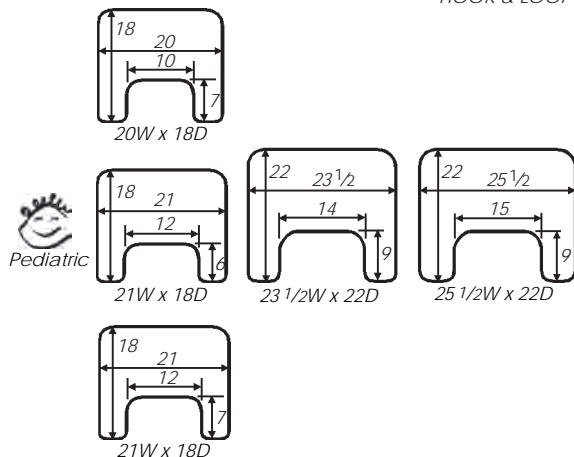
21W x 18D	from 12" to 14"
23 1/2W x 22D	from 14" to 17"
25 1/2W x 22D	from 17" to 19"
27 1/2W x 23 1/2D	from 20" to 21"

Clear Trays & Woodgrain Trays

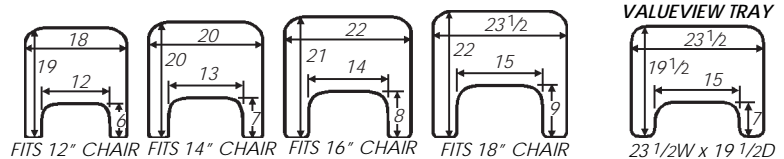
CLEAR TRAYS WITH ALUMINUM RIM



Description	Part Number
3/8" Thick Premium Clear Tray w/Aluminum Rim	
21W x 18D (12x6 body cutout)	T13220X
23 1/2W x 22D	T15220X
25 1/2W x 22D	T16120X
1/4" Thick Medium Durability Clear Tray w/ Aluminum Rim	
21W x 18D (12x6 body cutout)	T43230X
23 1/2W x 22D	T45230X
25 1/2W x 22D	T46130X
20W x 18D, w/E-Z Lock Clamps	31103
21W x 18D, w/E-Z Locks (12x7 body cutout)	31111
23 1/2W x 22D, w/E-Z Lock Clamps	31113
1/4" Thick Medium Durability Clear Tray (no rim)	
21W x 18D (12x6 body cutout)	T43200X
23 1/2W x 22D	T45200X
25 1/2W x 22D	T46100X
1/4" Thick Public Aid Tray w/Aluminum Rim	
Fits 12" Wide Chair, w/Straps	T40246U
Fits 14" Wide Chair, w/Straps	T40346U
Fits 16" Wide Chair, w/Straps	T44346U
Fits 18" Wide Chair, w/Straps	T45446U
1/4" Thick Valueview Tray w/Aluminum Rim	
23 1/2W x 19 1/2D With Straps	T40446U



VALUE TRAYS



Hook & Loop Straps	
Pair, 2"x 24"	31091

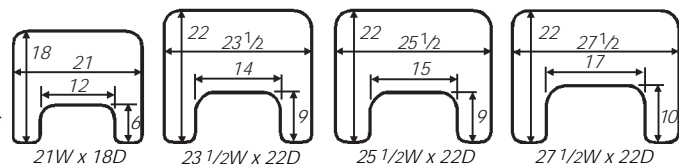
MEDIUM DURABILITY WOODGRAIN TRAYS

Features:

- Made of 3/8" thick 7-ply birch with clear melamine surface



Description	Part Number	Description	Part Number
Woodgrain Tray w/PVC Rim		Woodgrain Tray (no rim)	
21W x 18D	T53210X	21W x 18D	T53200X
23 1/2W x 22D	T55210X	23 1/2W x 22D	T55200X
25 1/2W x 22D	T56110X	25 1/2W x 22D	T56100X
27 1/2W x 22D	T57110X	27 1/2W x 22D	T57100X



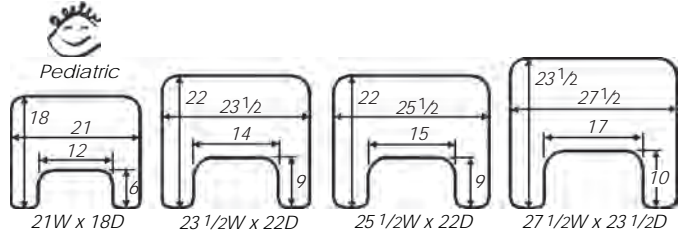
Padded & Bariatric Trays

PREMIUM PADDED TRAYS

Features:

- Made of 1/2" thick wood covered with 1" thick foam
- Upholstered with black molded satin vinyl

Description	Part Number	Description	Part Number	Description	Part Number
Padded Trays w/ E-Z Lock Clamps		Padded Tray w/ Hook & Loop Straps		Padded Tray only	
21W x 18D	T63201A	21W x 18D	T63206U	21W x 18D	T63200X
23 1/2 x 22	T65201A	23 1/2 x 22	T65206U	23 1/2 x 22	T65200X
25 1/2 x 22	T66101A	25 1/2 x 22	T66106U	25 1/2 x 22	T66100X
27 1/2 x 23 1/2	T67101A	27 1/2 x 23 1/2	T67106U	27 1/2 x 23 1/2	T67100X



Learn all the benefits of EZ Lock Clamps in this video:

<http://tinyurl.com/EZLockClamps>

Padded Trays fit a wheelchair with Armpad-To-Armpad Width (Outside Edges):	
21W x 18D	from 17 1/4" to 20 1/2"
23 1/2W x 22D	from 20" to 23"
25 1/2W x 22D	from 22" to 25"
27 1/2W x 23 1/2D	from 24 1/2" to 27"

MEDIUM DURABILITY BARIATRIC TRAYS

Features:

- Made of 3/8" thick 7-ply birch with clear melamine surface, or 1/4" thick clear polycarbonate


Description	Part Number
Woodgrain, w/Straps & PVC Rim	T59116U
Transparent, w/Straps & Aluminum Rim	T49136U



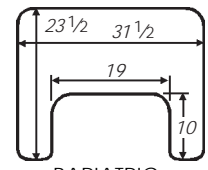
BARIATRIC WOODGRAIN



Bariatric



BARIATRIC TRANSPARENT



BARIATRIC

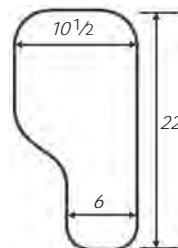
Padded Half Trays

TRIMLINE SHAPE PADDED HALF TRAYS

Features:

- Trimline shape offers support for people with a weakness on one side
- Upholstered with black satin vinyl over 1" thick foam, on a 1/2" thick wood base
- Easy to wipe clean, and all materials are latex free

Trimline Shape, No Cupholder	
With Adjustable Height Bracket, flip-away	
Right Side	41352*
Left Side	41351*



TRIMLINE

With Invacare® Steel Channel Bracket	
Right Side	30574*
Left Side	30573*

With Permobil® Steel Channel Bracket	
Right Side	30634*
Left Side	30633*

With Quantum®TB3 Steel Channel Bracket	
Right Side	31784*
Left Side	31783*

With Bracket for Standard Permobil®Corpus 3G Armrest	
Right Side	41393
Left Side	41392

With Bracket for Heavy Duty Permobil®Corpus 3G Armrest	
Right Side	41411
Left Side	41410

* Has multiple T-nut locations on underside of tray so Lateral Arm Pad can be attached.

Trimline Shape w/Recessed Cupholder	
With Adjustable Height Bracket, flip-away	
Right Side	41307B*
Left Side	41308B*



With Bracket for Standard Permobil®Corpus 3G Armrest	
Right Side	41398
Left Side	41399

With Standard Steel Channel Bracket	
Right Side	30307*
Left Side	30308*

With Permobil® Steel Channel Bracket	
Right Side	31794*
Left Side	31793*

With Jazzy® Steel Channel Bracket	
Right Side	41354*
Left Side	41355*

With Quantum®TB3 Steel Channel Bracket	
Right Side	31786*
Left Side	31785*

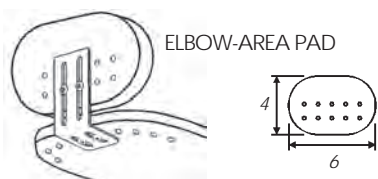
With Bracket for Heavy Duty Permobil®Corpus 3G Armrest	
Right Side	41416
Left Side	41417

* Has multiple T-nut locations on underside of tray so Lateral Arm Pad can be attached.

TRIMLINE HALF TRAY FOR STROKE & LONG TERM CARE PATIENTS

Features:

- Adjustable vertical elbow pad attaches in numerous positions around the back end of the half tray
- Recessed cupholder and flip-away bracket



Trimline Shape, w/Pad & Cupholder	
With Adjustable Height Bracket, flip-away	
Right Side	31307
Left Side	31308



These have multiple T-nut locations on the underside of the tray so our Lateral Arm Pad can also be attached. (Lateral Arm Pad Kit sold separately) With an elbow-area pad (included) and a lateral pad (optional) these Half Trays (31307 & 31308) become more functional than an arm trough!

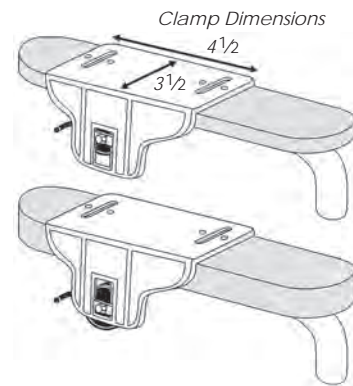
Locking Hardware

E-Z LOCK CLAMPS - FULL TRAY ATTACHMENT

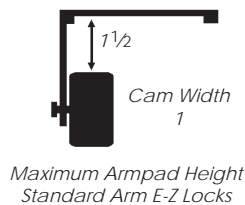
Features:

- Can be mounted flush to the outside of the armpads when tray width is an issue
- Slide the tray on from the front
- Clamp-on design securely holds tray
- Armpad height and width adjustable
- Durable glass-filled black nylon material features recessed hardware that won't tear armpads
- Sold in pairs, attaching hardware for 3/8" tray included
- Tray has to be 1" greater than the outside-to-outside armpad width

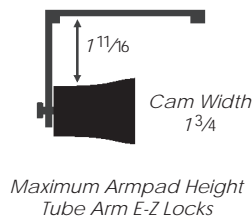
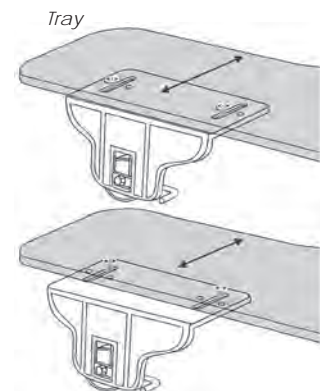
Description	Part Number
E-Z Lock Clamps for chairs with Standard Arms	
Pair	31098
Hardware Kit for 1/4" tray	32201
E-Z Lock Clamps for chairs with Tube Arms	
Pair	31072
Hardware Kit for 1/4" tray	32201



E-Z LOCK CLAMPS ARE DESIGNED FOR CONSIDERABLE ARMPAD-HEIGHT ADJUSTMENT



THE 1 3/4" LONG SLOTS IN THE E-Z LOCK CLAMPS ALLOW FOR ARMPAD-WIDTH ADJUSTMENT



Learn all the benefits of EZ Lock Clamps in this video:

<http://tinyurl.com/EZLockClamps>

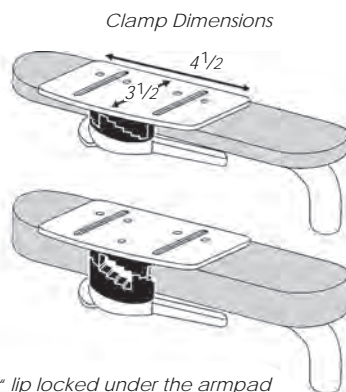
Locking Hardware

TOP DROP CLAMPS - FULL TRAY ATTACHMENT

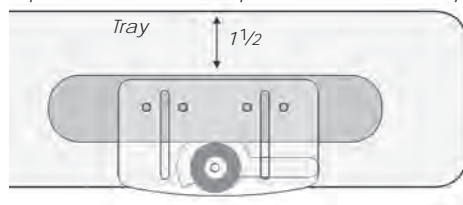
Features:

- Requiring only $\frac{3}{8}$ " under-armpad clearance, it's ideal for use when a control system is mounted close to the armpad
- Position the tray straight down from the top without disturbing the joystick or control system
- Clamp-on design securely holds tray
- Armypad height and width adjustable
- Durable glass-filled black nylon material features recessed hardware that won't tear armpads
- Sold in pairs, attaching hardware for $\frac{3}{8}$ " tray included
- Tray has to be 3" greater than the outside-to-outside armypad width

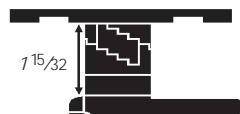
Description	Part Number
Pair	31070
Hardware Kit for $\frac{1}{4}$ " tray	32201



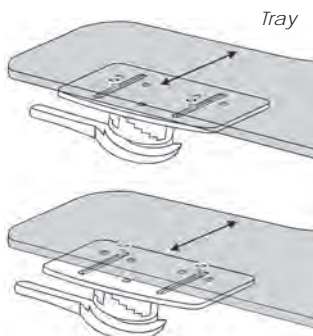
Top view shows the $\frac{3}{16}$ " lip locked under the armpad



TOP DROP CLAMPS ARE
DESIGNED FOR CONSIDERABLE
ARMPAD-HEIGHT ADJUSTMENT



Maximum Armypad Height



THE 2 1/2" LONG SLOTS IN THE
TOP DROP CLAMPS ALLOW
FOR CONSIDERABLE
ARMPAD-WIDTH ADJUSTMENT



Learn all the benefits of Top
Drop Clamps in this video:

<http://tinyurl.com/TopDropClamps>

CUSTOM SEATING

BODY POSITIONING

WHEELCHAIR TRAYS

ASSISTIVE TECHNOLOGY

PATIENT TRANSFER

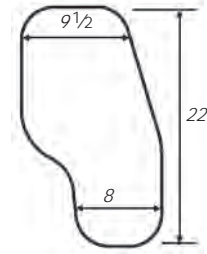
ADAPTIVE SPORTS

Padded Half Trays

STANDARD SHAPE PADDED HALF TRAYS

Features:

- Standard shape offers a larger work surface
- Upholstered with black satin vinyl over 1" thick foam, on a 1/2" thick wood base
- Easy to wipe clean, and all materials are latex free



STANDARD

Standard Shape, No Cupholder	
With Adjustable Height Bracket, flip-away	
Right Side	41350*
Left Side	41353*

With Invacare® Steel Channel Bracket	
Right Side	30576*
Left Side	30575*

With Permobil® Steel Channel Bracket	
Right Side	30636*
Left Side	30635*

With Quantum®TB3 Steel Channel Bracket	
Right Side	31788*
Left Side	31787*

With Bracket for Standard Permobil®Corpus 3G Armrest	
Right Side	41394
Left Side	41395

With Bracket for Heavy Duty Permobil®Corpus 3G Armrest	
Right Side	41412
Left Side	41413

* Has multiple T-nut locations on underside of tray so Lateral Arm Pad can be attached.



Standard Shape w/Recessed Cupholder	
With Adjustable Height Bracket, flip-away	
Right Side	41305B*
Left Side	41306B*

With Bracket for Standard Permobil®Corpus 3G Armrest	
Right Side	41396
Left Side	41397

With Standard Steel Channel Bracket	
Right Side	30305*
Left Side	30306*

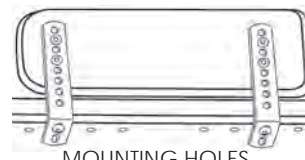
With Permobil® Steel Channel Bracket	
Right Side	31796*
Left Side	31795*

With Jazzy® Steel Channel Bracket	
Right Side	41335*
Left Side	41336*


With Quantum®TB3 Steel Channel Bracket	
Right Side	31790*
Left Side	31789*

With Bracket for Heavy Duty Permobil®Corpus 3G Armrest	
Right Side	41414
Left Side	41415

* Half Trays marked with an asterisk have multiple T-nut locations on the underside so our Lateral Arm Pad can be attached.



MOUNTING HOLES



ADJUSTABLE HEIGHT BRACKET

Half trays with a flip-away Adjustable Height Bracket (page 136) slide on from the front, and flip up and out to the side for easy transfer. Steel Channel Brackets (page 137) and Permobil Brackets (page 134) are also flip-away.



Take a closer look at the Half Tray and the Adjustable Height Bracket with this video:

<http://tinyurl.com/HalfTray-w-Bracket>

Molded & Padded Half & Three-Quarter Trays

MOLDED HALF TRAYS

Features:

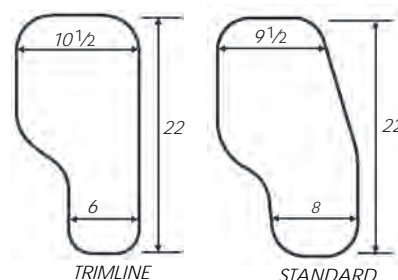
- A 1/2" thick wood base with molded urethane top and sides
- Easy to wipe clean, and all materials are latex free
- Trimline shape offers support for people with weakness on one side
- Standard shape offers a larger work surface
- Recessed cupholder and flip-away bracket



TRIMLINE SHAPE



STANDARD SHAPE



TRIMLINE

STANDARD

Description	Part Number
Trimline Shape, Molded	
With Adjustable Height Bracket, flip-away	
Right Side	31305
Left Side	31304
With Jazzy® Steel Channel Bracket	
Right Side	30297
Left Side	30296
Standard Shape, Molded	
With Adjustable Height Bracket, flip-away	
Right Side	30384
Left Side	30383
With Jazzy® Steel Channel Bracket	
Right Side	30390
Left Side	30389

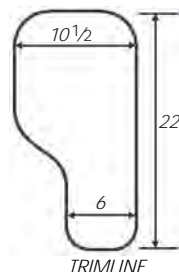
PADDED HALF & THREE-QUARTER TRAYS

Features:

- Swivel Half Tray swivels in for use or out past the center for easy transfer
- Wraparound Half Tray has a user-friendly shape with a larger cutout than our other half trays
- Three-Quarter Tray offers a large work surface and additional support



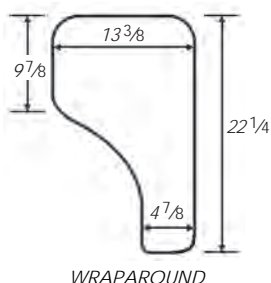
SWIVEL TRIMLINE SHAPE



TRIMLINE



WRAPAROUND SHAPE

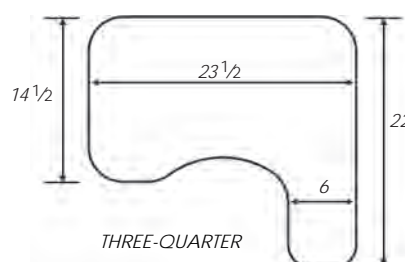


WRAPAROUND

Description	Part Number
Trimline Shape, Swivel	
With Adjustable Height Bracket, fixed	
Right Side	31340R
Left Side	31340L
Wraparound Shape	
With Adjustable Height Bracket, flip-away	
Right Side	31393
Left Side	31392
Three-Quarter Shape	
With Adjustable Height Bracket, flip-away	
Right Side	31310
Left Side	31311



THREE-QUARTER SHAPE



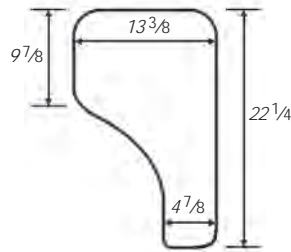
THREE-QUARTER

Wraparound & Flip-Down Half Trays

WRAPAROUND HALF TRAYS

Features:

- Made of $\frac{3}{8}$ " thick 7-ply birch with clear melamine surface, or $\frac{3}{8}$ " thick clear polycarbonate
- User-friendly shape has larger cutout for robust users



Description	Part Number
Woodgrain Wraparound Shape	
With Adjustable Height Bracket, flip-away	
Right Side	41365
Left Side	41364
Clear Wraparound Shape	
With Adjustable Height Bracket, flip-away	
Right Side	30331
Left Side	30330



Take a closer look at the Half Tray and the Adjustable Height Bracket with this video:

<http://tinyurl.com/HalfTray-w-Bracket>

FLIP-DOWN HALF TRAYS

Features:

- Same as Wraparound Trays above, with the addition of a double-hinge that allows the Wraparound Tray to flip completely over, down and out of the way
- Tray cutout fits around wheel



Description	Part Number
Woodgrain Flip-Down Half Tray	
With Adjustable Height Bracket, flip-down	
Right Side	30386
Left Side	30385
Clear Flip-Down Half Tray	
With Adjustable Height Bracket, flip-down	
Right Side	30388
Left Side	30387



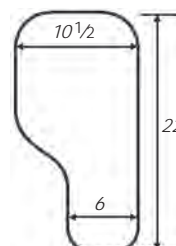
Clear Half Trays

TRIMLINE SHAPE CLEAR HALF TRAYS

Features:

- Trimline shape offers support for people with a weakness on one side
- Made of $\frac{3}{8}$ " thick clear polycarbonate
- Heavy-duty moisture-resistant tray for institutional or long term care

Trimline Shape, No Rim	
With Adjustable Height Bracket, flip-away	
Right Side	41314
Left Side	41315



TRIMLINE

With Standard Steel Channel Bracket

Right Side	30314
Left Side	30315

With Jazzy® Steel Channel Bracket

Right Side	41356
Left Side	41357

With Invacare® Steel Channel Bracket

Right Side	30570
Left Side	30569

With Permobil® Steel Channel Bracket

Right Side	30630
Left Side	30629

With Quantum®TB3 Steel Channel Bracket

Right Side	31780
Left Side	31779

With Bracket for Standard Permobil®Corpus 3G Armrest

Right Side	41384
Left Side	41385

With Bracket for Heavy Duty Permobil®Corpus 3G Armrest

Right Side	41402
Left Side	41403

Trimline Shape w/PVC Rim

With Adjustable Height Bracket, flip-away

Right Side	41342
Left Side	41343



With Standard Steel Channel Bracket

Right Side	30343
Left Side	30342

With Jazzy® Steel Channel Bracket

Right Side	41358
Left Side	41359

With Quantum®TB3 Steel Channel Bracket

Right Side	31813
Left Side	31812

With Bracket for Standard Permobil®Corpus 3G Armrest

Right Side	41388
Left Side	41389

With Bracket for Heavy Duty Permobil®Corpus 3G Armrest

Right Side	41406
Left Side	41407



ADJUSTABLE HEIGHT BRACKET

Half trays with a flip-away Adjustable Height Bracket slide on from the front, and flip up and out to the side for easy transfer. Steel Channel Brackets and Permobil Brackets are also flip-away.



CUSTOM SEATING

BODY POSITIONING

WHEELCHAIR TRAYS

ASSISTIVE TECHNOLOGY

PATIENT TRANSFER

ADAPTIVE SPORTS

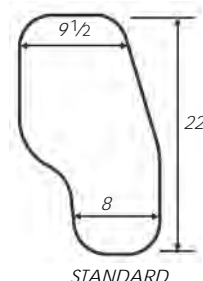
Clear Half Trays

STANDARD SHAPE CLEAR HALF TRAYS

Features:

- Standard shape offers a larger work surface
- Made of 3/8" thick clear polycarbonate
- Heavy-duty moisture-resistant tray for institutional or long term care

Standard Shape, No Rim	
With Adjustable Height Bracket, flip-away	
Right Side	41310
Left Side	41311



STANDARD

With Standard Steel Channel Bracket	
Right Side	30310
Left Side	30311

With Jazzy® Steel Channel Bracket	
Right Side	41330
Left Side	41331

With Invacare® Steel Channel Bracket	
Right Side	30572
Left Side	30571

With Permobil® Steel Channel Bracket	
Right Side	30632
Left Side	30631

With Quantum®TB3 Steel Channel Bracket	
Right Side	31782
Left Side	31781

With Bracket for Standard Permobil®Corpus 3G Armrest	
Right Side	41383
Left Side	41382

With Bracket for Heavy Duty Permobil®Corpus 3G Armrest	
Right Side	41401
Left Side	41400

Standard Shape w/PVC Rim	
With Adjustable Height Bracket, flip-away	
Right Side	41340
Left Side	41341



With Standard Steel Channel Bracket	
Right Side	30312
Left Side	30313

With Jazzy® Steel Channel Bracket	
Right Side	41332
Left Side	41333

With Quantum®TB3 Steel Channel Bracket	
Right Side	31811
Left Side	31810

With Bracket for Standard Permobil®Corpus 3G Armrest	
Right Side	41386
Left Side	41387

With Bracket for Heavy Duty Permobil®Corpus 3G Armrest	
Right Side	41404
Left Side	41405



Take a closer look at the Half Tray and the Adjustable Height Bracket with this video:

<http://tinyurl.com/HalfTray-w-Bracket>

Woodgrain, Grey & Black Half Trays

REVERSIBLE WOODGRAIN HALF TRAY KITS

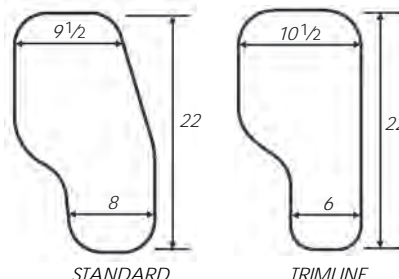
Features:

- Made of 3/8" thick 7-ply birch with clear melamine surface

Designed to be assembled by the user, each kit comes complete with one half tray with pre-drilled bracket mounting holes, bracket mounting hardware, and one fixed or flip-away bracket.



Description	Part Number
Woodgrain, Standard Shape	
W/Adjustable Height Bracket, Flip-Away	41328
W/Adjustable Height Bracket, Fixed	41326
W/Invacare® Steel Channel Bracket (Flip)	30578
W/Permobil® Steel Channel Bracket (Flip)	30638
W/Quantum® TB3 Steel Channel Bracket (Flip)	31792
W/Bracket for Standard Permobil® Corpus 3G Armrest	41390
W/Bracket for Heavy Duty Permobil® Corpus 3G Armrest	41408
Woodgrain, Trimline Shape	
W/Adjustable Height Bracket, Flip-Away	41309
W/Adjustable Height Bracket, Fixed	41302
W/Invacare® Steel Channel Bracket (Flip)	30577
W/Permobil® Steel Channel Bracket (Flip)	30637
W/Quantum® TB3 Steel Channel Bracket (Flip)	31791
W/Bracket for Standard Permobil® Corpus 3G Armrest	41391
W/Bracket for Heavy Duty Permobil® Corpus 3G Armrest	41409



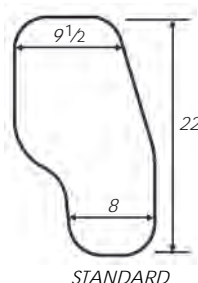
GREY OR BLACK HALF TRAYS

Features:

- Made of 3/8" thick melamine impregnated fiberboard
- Very durable melamine laminate surface



Description	Part Number
Grey, Standard Shape	
With Adjustable Height Bracket, Flip-Away	
Right Side	31347
Left Side	31346
Black w/Cupholder & Rim, Standard Shape	
With Adjustable Height Bracket, Flip-Away	
Right Side	31345R
Left Side	31345L



Half trays with a flip-away Adjustable Height Bracket slide on from the front, and flip up and out to the side for easy transfer. Steel Channel Brackets and Permobil Brackets are also flip-away.



Take a closer look at the Half Tray and the Adjustable Height Bracket with this video:

<http://tinyurl.com/HalfTray-w-Bracket>

CUSTOM SEATING

BODY POSITIONING

WHEELCHAIR TRAYS

ASSISTIVE TECHNOLOGY

PATIENT TRANSFER

ADAPTIVE SPORTS

Hardware For Quantum TB3 Armrest

Quantum® introduced the TB3 Armrest and customers had challenges mounting trays on it. Therafin has developed a simple adapter to provide the necessary structure to allow Top Drop hardware to work on this armrest. It is a small metal plate that attaches between the armrest pad and the armrest below it. It is available as an adapter kit only or can be purchased with a set of Top Drop clamps.

ADAPTER PLATES FOR QUANTUM® TB3 ARMREST & FULL TRAYS

Features:

- Simple solution -- the only solution on the market
- Easy to install and use
- Armrest performance is not impeded and there is no aesthetic compromise
- 2 sizes available, based on the armrest length
- Allows our popular Top Drop hardware to be used

Description	Part Number
Quantum TB3 Adapter Plates, 11.5" (Long), Pair	31797
Top Drop Clamps, Pair, with Quantum TB3 Adapter Plates, 11.5" (Long), Pair	31060
Quantum TB3 Adapter Plates, 7.5" (Short), Pair	31814
Top Drop Clamps, Pair, with Quantum TB3 Adapter Plates, 7.5" (Short), Pair	31062

OUR 11.5" PLATE FITS QUANTUM 14" LONG ARMREST
OUR 7.5" PLATE FITS QUANTUM 10" SHORTER ARMREST



ADAPTER PLATES



ADAPTER PLATE



USE WITH TOP DROP CLAMP

FULL TRAY NOT INCLUDED

Therafin also developed a Channel Bracket for mounting half trays on the TB3 Armrest. It is available by itself (below) or pre-installed on Therafin Half Trays.

CHANNEL BRACKET FOR QUANTUM® TB3 ARMREST & HALF TRAYS

Features:

- Strong and simple, once installed there are no removable pieces
- Slide the half tray on from the front, and flip up and out to the side for easy transfer
- Sold individually, attaching hardware for 3/8" tray included

Description	Part Number
Quantum TB3 Channel Bracket (1)	31778
Hardware Kit for 1/4" tray	32207



CHANNEL BRACKET

HALF TRAY NOT INCLUDED

Hardware For Permobil Corpus 3G Armrest

Therafin designed this hardware specifically to fit a Permobil® Corpus 3G seating system. They are available in two sizes to fit the two types of 3G armrests, Standard or Heavy Duty.

PERMOBIL® CORPUS 3G HARDWARE

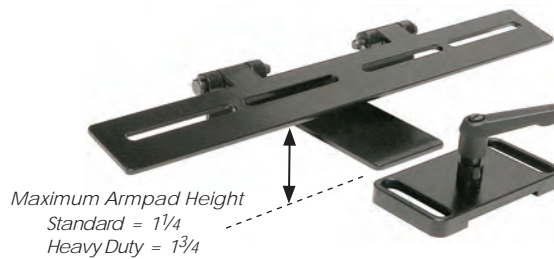
Features:

- Flips a half tray up and out to the side for easy transfer
- Sold individually, attaching hardware for 3/8" tray included

Description

Part Number

3G Hardware for Standard 3G Armrest	41380
3G Hardware for Heavy Duty 3G Armrest	41381



Also available pre-installed on Therafin Half Trays.

CUSTOM SEATING

BODY POSITIONING

WHEELCHAIR TRAYS

ASSISTIVE TECHNOLOGY

PATIENT TRANSFER

ADAPTIVE SPORTS

Slide-On Hardware

Z TRAY SLIDE BRACKETS, 14" LONG

Features:

- Slide the tray on from the front
- Spacers help accommodate differing arm pad thicknesses
- Can be mounted inside or outside the armpads
- Sold in pairs, attaching hardware for $\frac{3}{8}$ " tray included



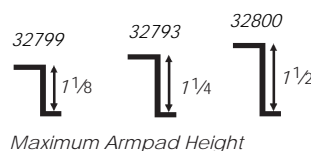

Description	Part Number
1-1/8" Pair	32747
Hardware Kit for 1/4" tray	Ask For More Info
With Attached 1-1/8" Pair	32747.VE
With Attached 1-1/8" Pair (Padded Tray)	32747.PD

Z TRAY SLIDE BRACKETS, 9" LONG

Features:

- Slide the tray on from the front
- Available for 1 1/8", 1 1/4" or 1 1/2" armpads
- Can be mounted inside or outside the armpads
- Sold in pairs, attaching hardware for $\frac{3}{8}$ " tray included

All Brackets

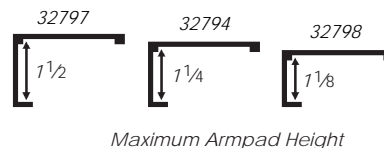
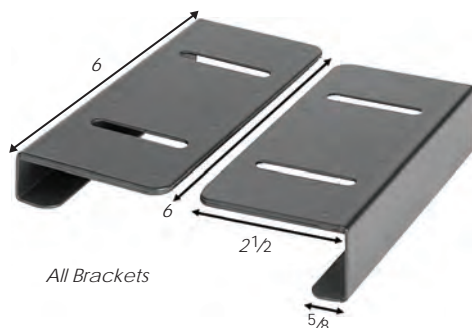


Description	Part Number
1 1/8" Pair	32799
1 1/4" Pair	32793
1 1/2" Pair	32800
Hardware Kit for 1/4" tray	32203

U ADJUSTABLE WIDTH TRAY SLIDE BRACKETS

Features:

- Slide the tray on from the front
- Available for 1 1/8", 1 1/4" or 1 1/2" armpads
- The 1 3/4" long slots allow for armpad-width adjustment
- Sold in pairs, attaching hardware for $\frac{3}{8}$ " tray included



Description	Part Number
1 1/8" Pair	32798
1 1/4" Pair	32794
1 1/2" Pair	32797
Hardware Kit for 1/4" tray	32201

Slide-On Hardware

ADJUSTABLE HEIGHT CHANNEL BRACKET

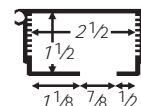
Features:

- Flip-away version for half trays, and fixed version for either full or half trays
- Slide the tray on from the front
- Armpad height adjustable
- Two strong fiberglass-reinforced sliders included, use together for maximum support of extra weight or extreme pressure
- Sold individually, attaching hardware for $\frac{3}{8}$ " tray included

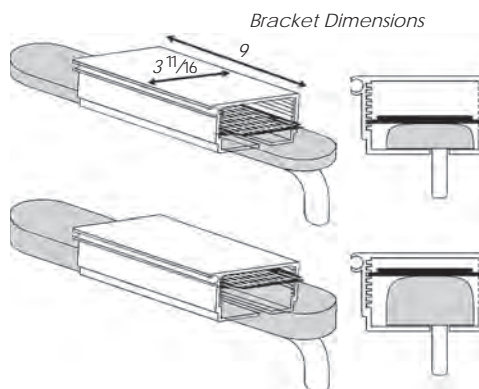
Description	Part Number
Fixed	31897A
Flip-Away	31901A
Replacement Sliders (2)	30301
Flip 1/4" Hardware Kit	32207
Fixed 1/4" Hardware Kit	32209



BRACKET IS DESIGNED FOR CONSIDERABLE ARMPAD-HEIGHT ADJUSTMENT



Maximum Armpad Size



Bracket Dimensions



Learn more about the Adjustable Height Bracket with this video:

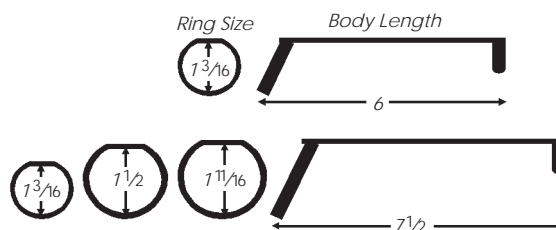
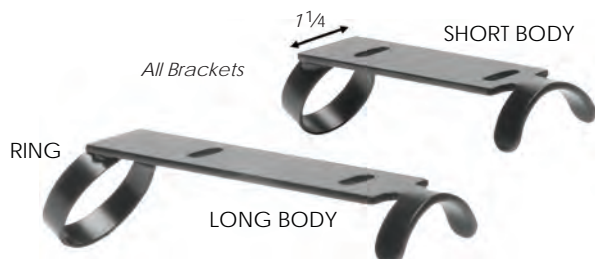
<http://tinyurl.com/HalfTray-w-Bracket>

TUBE ARM BRACKETS

Features:

- Slide the tray on from the front
- Fits various tube arm sizes
- Sold in pairs, attaching hardware for $\frac{3}{8}$ " tray included

Description	Part Number
Short 6" Body Length, $1\frac{3}{16}$ " I.D. Ring Size	31908
Long 7 1/2" Body Length, $1\frac{3}{16}$ " I.D. Ring Size	31907
Long 7 1/2" Body Length, $1\frac{1}{2}$ " I.D. Ring Size	31904
Long 7 1/2" Body Length, $1\frac{11}{16}$ " I.D. Ring Size	31902
Hardware Kit for 1/4" tray	32211



CUSTOM SEATING

BODY POSITIONING

WHEELCHAIR TRAYS

ASSISTIVE TECHNOLOGY

PATIENT TRANSFER

ADAPTIVE SPORTS

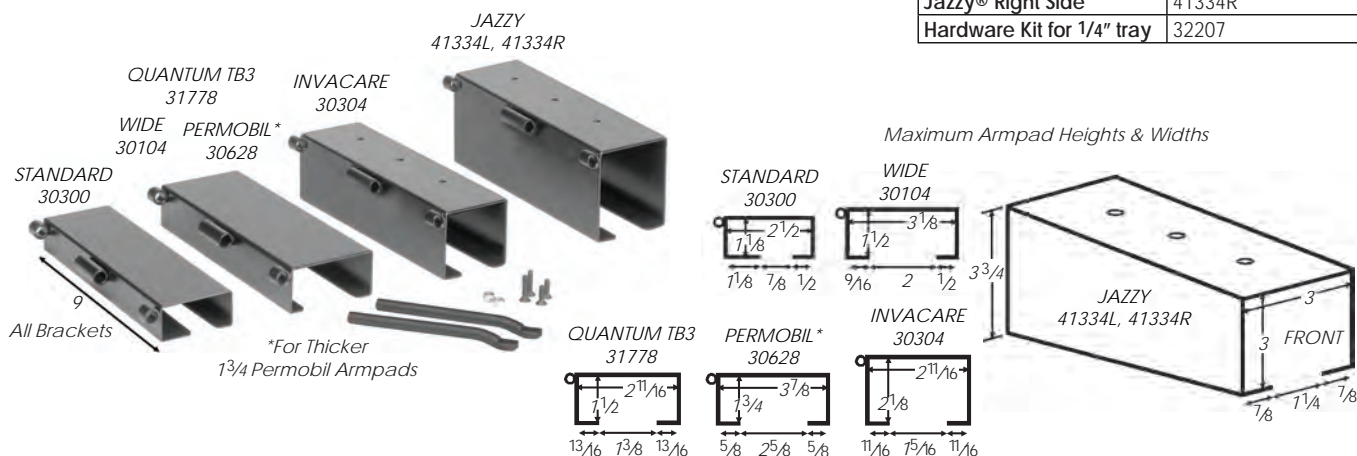
Slide-On Hardware & Straps

STEEL CHANNEL BRACKETS

Features

- Strong and simple for institutional use, once installed on a tray there are no removable pieces
- Slide the tray on from the front
- Flip-away design
- Sold individually, attaching hardware for 3/8" tray included

Description	Part Number
Standard	30300
Wide	30104
Quantum® TB3	31778
Permobil®	30628
Invacare®	30304
Jazzy® Left Side	41334L
Jazzy® Right Side	41334R
Hardware Kit for 1/4" tray	32207

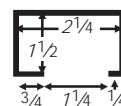



ECONOMY ARM CHANNEL BRACKET

Features:

- Simple and economical black PVC extrusion
- Use with half trays and full trays
- Slide the tray on from the front
- Sold individually or in pairs, attaching hardware for 3/8" tray included

Description	Part Number
Bracket (1)	31896
Bracket (Pair)	31894
Bracket w/ Adhesive (Pair)	31893
Hardware Kit for 1/4" tray	32217



Maximum Armpad Size

HOOK & LOOP STRAPS/ BACK STRAP

Features:

- Use by itself or with any other attaching system
- Hook & Loop Straps are 2" wide, 24" long, with extra long adhesive, and are sold in pairs
- Back Strap is a 1" wide black nylon strap with black plastic buckles, attaching hardware is included (may also be attached to existing tray hardware), adjusts to 40" maximum

Description	Part Number
Hook & Loop Straps, Pair	31091
Back Strap	31882



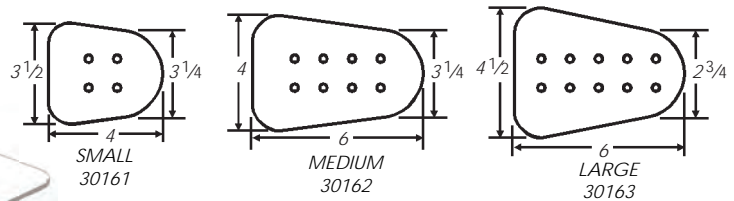

Accessories

CENTER MOUNT SUPPORT TRAYS

Features:

- Height adjustable tray is independent of arm pads
- Removable tray with flip-down bracket and neoprene sleeve
- Made of 3/8" clear polycarbonate or 3/8" melamine impregnated fiberboard with grey surface
- Optional abductor interface kit includes abductor pad and mounting bracket

Description	Part Number
3/8" Clear Polycarbonate Center Mount Support Tray	
Small, 14" x 16", 11 1/2" bracket height	31481
Medium, 16" x 16", 13" bracket height	31482
Large, 18" x 16", 14 1/2" bracket height	31483
3/8" Grey Melamine Center Mount Support Tray	
Small, 14" x 16", 11 1/2" bracket height	31479
Medium, 16" x 16", 13" bracket height	31484
Large, 18" x 16", 14 1/2" bracket height	31487
Abductor Interface Kit	
Small abductor pad with bracket	30161
Medium abductor pad with bracket	30162
Large abductor pad with bracket	30163
Replacement Neoprene Sleeve for Center Mount Hardware	
Small sleeve	30550
Medium sleeve	30551
Large sleeve	30552



Optional Abductor Pad Kit is purchased separately from Support Tray

ARM CUFF KIT

Features:

- Hook and loop material holds adjustable arm cuff and straps together
- Straps attach easily to the underside of your tray

Description	Part Number
Arm Cuff Kit	32343



Tray not included

GEL ELBOW PADS, PAIR

Features:

- Made of 1/2" Gel with Dartex® and vinyl cover
- Hook and loop included for attaching to your tray



DIMENSIONS™ GEL

WE USE

SynerGel™
Dynamic Floatation Polymer

Tray not included



Accessories

HEAVY DUTY TOP DROP EASEL

Features:

- Attaches to PVC rim on our premium trays
- Transparent polycarbonate
- Large front lip holds a book or magazine
- The angle is adjustable

Description	Part Number
21W x 18D, 12 x 6 Body Cutout	31354
23.5W x 22D, 14 x 9 Body Cutout	31357
25.5W x 22D, 15 x 9 Body Cutout	31360
27.5W x 23.5D, 17 x 10 Body Cutout	31363
Rim Kit	31353

Tray not included



TRAY EASEL

Features:

- Use on any tray that has a front rim
- Completely adjustable, freestanding, removable
- 18 1/2" wide, 12" tall



Description	Part Number
Transparent polycarbonate	31140

BELLY BUMPER PAD **NEW**

Features:

- Foam tube to wrap around the body cutout of a tray for those that need padding
- Easy to install with included adhesive tape
- Fits most trays
- Pad is 26" long
- 3" of adhesive tape included




Description	Part Number
Tray, Belly Bumper Pad	33199

EXTENDA-ARM TRAY SUPPORT

Features:

- Increase the available tray support range up to 8 1/2" in front of the armpad
- Attaches under a standard desk armpad
- Reversible, can be used on either side of the chair
- Sold individually



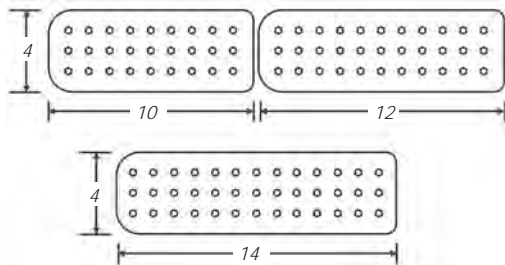
Tray not included

Accessories

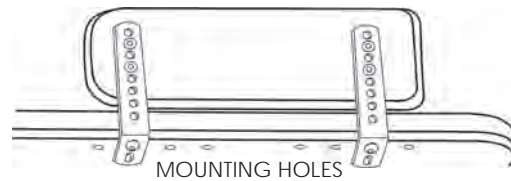
LATERAL ARM PAD FOR PADDED HALF TRAYS

Features:

- Easily attaches to the mounting holes on the underside of Padded Half Trays on pages 122-123 (purchase Padded Half Tray separately)
- 1/2" medium foam over 3/8" plywood base
- Black reverse Dartex contact surface, black neoprene on back side
- Includes pad, mounting brackets and hardware



Description	Part Number
10" x 4" Pad, brackets, hardware	31394
12" x 4" Pad, brackets, hardware	31395
14" x 4" Pad, brackets, hardware	31396

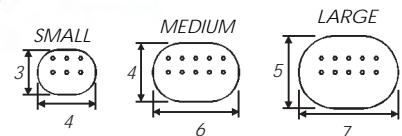
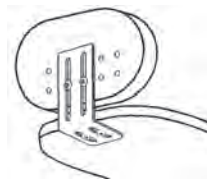


ADD LATERAL PAD & UTILITY PAD FOR ARM SUPPORT!

UTILITY PAD

Features:

- Black textured urethane self-skinning foam
- All pads are 1 1/4" thick
- Mounting holes are 1" on center
- The 1/4-20 t-nuts are embedded in all the mounting holes
- Kits include pad(s), mounting bracket(s) and hardware



Description	Part Number
Small Pad only	31460S
Medium Pad only	31460M
Large Pad only	31460L
Mounting Bracket only	32623
Kit with 1 Medium Pad	32704
Kit with 2 Medium Pads	32703

FOREARM PAD

Features:

- 1" thick foam covered with black molded vinyl
- T-nuts embedded in wood base for quick fastening to tray
- Attaching hardware not included
- 4" x 8", 1 1/2" tall, sold single or in pairs

Description	Part Number
Forearm Pad (1)	32734
Forearm Pads, Pair	32733



CUSTOM SEATING

BODY POSITIONING

WHEELCHAIR TRAYS

ASSISTIVE TECHNOLOGY

PATIENT TRANSFER

ADAPTIVE SPORTS

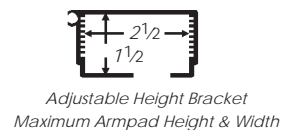
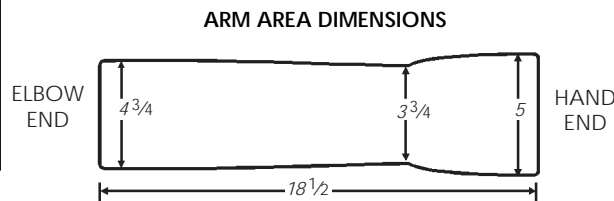

Accessories

FIXED ARM TROUGH

Features:

- Provides front of hand protection
- Black molded heavy duty plastic with black foam padding
- Pre-installed Adjustable Height Channel Bracket
- Optional strap kit helps keep arm in trough

Description	Part Number
Black Foam Pad, Right	32339R
Black Foam Pad, Left	32339L
Strap Kit for Arm Trough	32340

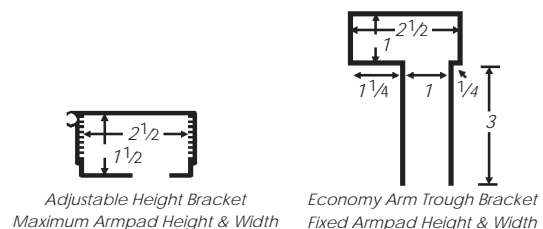
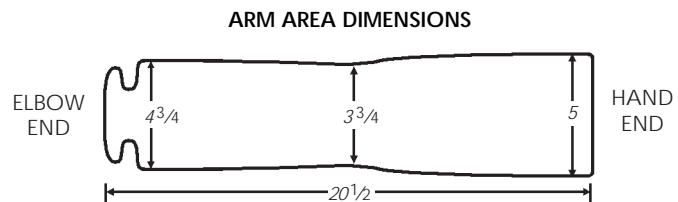


ECONOMY ARM TROUGH

Features:

- Black molded plastic with foam padding and elbow stop
- Use with Economy Arm Trough or Adjustable Height Bracket
- Reversible, can be used for right or left arm
- Open hand design

Description	Part Number
Economy Arm Trough	
w/Adjustable Height Bracket	31351
w/Economy Bracket	31372



CUSTOM SEATING

BODY POSITIONING

WHEELCHAIR TRAYS

ASSISTIVE TECHNOLOGY

PATIENT TRANSFER

ADAPTIVE SPORTS

Communication Mounts & Device Holders

COMMUNICATION MOUNTS

What type of Mount do you need?

- A** *Frame Mount* attaches to vertical frame member
- B** *Armrest Mount* attaches between arm pad and armrest tube
- C** *Tray Mount* attaches to tray surface with suction cup
- D** *Seat Cushion Mount* attaches between seat sling and cushion
- P** *Channel Mount* attaches to channel (track) on the armrest, back or seat of a Permobil® Corpus 3G chair or a Pride® Quantum TB3 chair

- *Mount Extension Kit* adds extra length to any mount
- Communication Mounts can be used with any of the Device Holders below

Length is shown for the piece included with Tray Mount Hardware (C).
Tablet holder sold separately.



Description	Part Number
Communication Frame Mounts	
Fits 3/4", 7/8", & 1" frame tubing	32350
Fits 1 1/8" frame tubing	32368 A
Fits 1 1/4" frame tubing	32365
Fits 1 3/8" frame tubing	32366
Communication Armrest Mount	32351 B
Communication Tray Mount	32352 C
Communication Seat Cushion Mount	32374 D
Communication Channel Mounts	
Fits Permobil® Corpus 3G Channel	32349 P
Fits Pride® Quantum TB3 Channel	32367
Communication Mount Extension Kit	32360



**SELECT A CHAIR MOUNT
AND A DEVICE HOLDER FOR
A COMPLETE SOLUTION!**

DEVICE HOLDERS

What Device do you have?

- E** *iPad Mount* spring loaded cradle fits Apple iPad 1, 2, 3 and 4
- iPad Mini Mount* spring loaded cradle fits Apple iPad Mini and other small tablets (Amazon Kindle Fire, Google Nexus 7, Motorola XYBOARD 8.2)
- iPad Air with Case, Skin or Sleeve* spring loaded cradle fits Apple iPad Air 1-2 with case and other tablets with case (Fits dimensions: Height 9.5"-12.125", Width 6.55"-7.43", Depth 0.3"-0.875")
- iPad, Locking, with LifeProof or Lifedge Case* spring loaded cradle fits Apple iPad 1-4 with case and other tablets with case (Fits dimensions: Height 9.25"-11.25", Width 6.375"-8.25", Depth 0.13"-1.1")

- F** *7" Tablet Mount* spring loaded with 4 rubber tips fits most 7" tablets (Amazon Kindle, Kindle Fire and Fire HD, Apple iPad Mini, Google Nexus 7, Samsung Galaxy Tab 7" and Galaxy Tab A, S and S2 8")

10" Tablet Mount spring loaded with 6 rubber tips fits most 10" tablets (Apple iPad Air 2 and 1, iPad 4 with Lightning Connector, iPad 3 and 2, Microsoft Surface Pro 4 without case, Samsung Galaxy 10" and Galaxy Tab A, S and S2 10")

- G** *Smart Phone Mount* compact spring loaded with 4 rubber tips fits a wide variety of smart phones (including Apple iPhones and iPods, maximum width 3.25")
- Large Smart Phone Mount* spring loaded with 4 rubber tips fits larger phones/phablets (includes Apple iPhone 6, 6 Plus, 6s and 6s Plus, Nexus 6 and 5, Samsung Galaxy S6, S5, S4 and S3, Samsung Galaxy Note 4, 3, 2 and 1, maximum width 4.5")
- Quick Grip Phone Mount* spring loaded hook cradle fits many different kinds of cell phones and small electronic devices (Fits dimensions: Height 4.75"-6.25", Width 2.25"-3.25")

- Device Holders can be set in the horizontal or vertical orientation, and can be used with any of the Communication Mounts above

Description	Part Number
iPad Mounts	
iPad Mount	32355
iPad Mini Mount	32356 E
iPad Air with Case, Skin or Sleeve	32301
iPad, Locking, with LifeProof or Lifedge Case	32300
Tablet Mounts	
7" Tablet Mount	32357 F
10" Tablet Mount	32358
Smart Phone Mounts	
Smart Phone Mount	32359
Large Smart Phone Mount	32354 G
Quick Grip Phone Mount	32373

Lengths are shown for all the pieces included with Frame Mount Hardware (A). iPad holder sold separately.



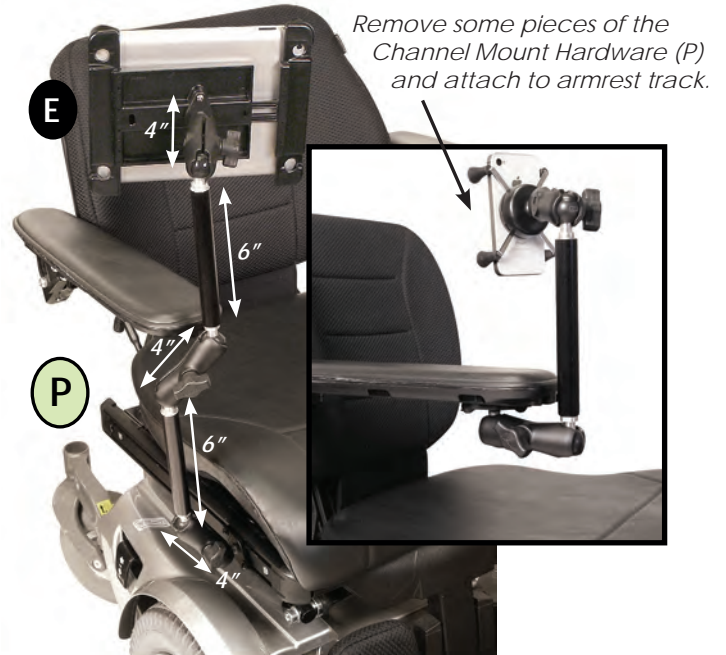
Lengths are shown for all the pieces included with Armrest Mount Hardware (B). Smart Phone holder sold separately.



Lengths are shown for all the pieces included with Seat Cushion Mount Hardware (B). Quick Grip Phone holder sold separately.



Lengths are shown for all the pieces included with Channel Mount Hardware (P). iPad holder sold separately.



CUSTOM SEATING

BODY POSITIONING

WHEELCHAIR TRAYS

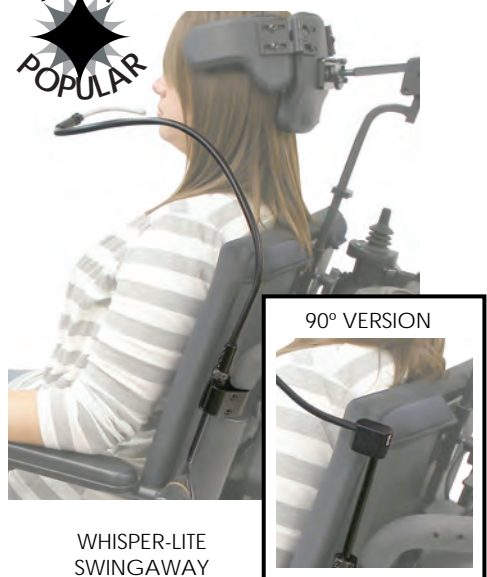
ASSISTIVE TECHNOLOGY

PATIENT TRANSFER

ADAPTIVE SPORTS

Sip-N-Puff Systems

**MOST
POPULAR**



WHISPER-LITE
SWINGAWAY
SIP-N-PUFFS



STATIONARY SIP-N-PUFF



SIP-N-PUFFS FOR EVALUATION PURPOSES

CUSTOM SEATING

BODY POSITIONING

WHEELCHAIR TRAYS

ASSISTIVE TECHNOLOGY

PATIENT TRANSFER

ADAPTIVE SPORTS

WHISPER-LITE SWINGAWAY SIP-N-PUFFS *

Features:

- Moderate flexibility, ideal for everyday use
- Slim black design reduces the visibility of the unit
- Unit swings out of the way without changing the air tube-to-mouth position
- Can also be placed in a fixed position
- Figure-8 clamp holds the entire unit securely to chair frame tubing

Description	Part Number
24" Gooseneck for 7/8" chair frame	32651
24" Gooseneck for 1" chair frame	32658
90° version, 24", for 7/8" chair frame	32555
90° version, 24", for 1" chair frame	32559

* SIP-N-PUFFS INCLUDE 3 AIR TUBE STRAWS AND 2 SALIVA TRAPS.

STATIONARY SIP-N-PUFF *

Features:

- Rigid flexibility, ideal when minimum gooseneck adjustment is desired
- Gooseneck is heavy chromed flexible metal tubing
- Figure-8 clamp holds the entire unit securely to chair frame tubing

Description	Part Number
24" Gooseneck for 7/8" chair frame	32670
24" Gooseneck for 1" chair frame	32648

* SIP-N-PUFFS INCLUDE 3 AIR TUBE STRAWS AND 2 SALIVA TRAPS.

SIP-N-PUFFS FOR EVALUATION PURPOSES *

Features:

- Very flexible evaluation units
- Flex-Loc version blue noduled gooseneck can be shortened or lengthened
- Snap-Loc version black noduled gooseneck is available in two lengths
- Figure-8 clamp holds the entire unit securely to chair frame tubing

Description	Part Number
Flex-Loc 16" Gooseneck (blue) for 7/8" chair frame	32681
Flex-Loc 16" Gooseneck (blue) for 1" chair frame	32697
Flex-Loc 6" Extension (blue)	32683
Snap-Loc 16" Gooseneck (black) for 7/8" chair frame	32693
Snap-Loc 16" Gooseneck (black) for 1" chair frame	32687
Snap-Loc 30" Gooseneck (black) for 7/8" chair frame	32694
Snap-Loc 30" Gooseneck (black) for 1" chair frame	32688

* SIP-N-PUFFS INCLUDE 3 AIR TUBE STRAWS AND 2 SALIVA TRAPS.

Sip-N-Puff Accessories

HEAD MOUNT SIP-N-PUFF

Features:

- Sip-N-Puff mounts to your headrest
- 18" flexible shaft
- Includes 3 air tube straws, 2 saliva traps, and plenty of tubing to interface with control box

Description	Part Number
Head Mount Sip-N-Puff	32553

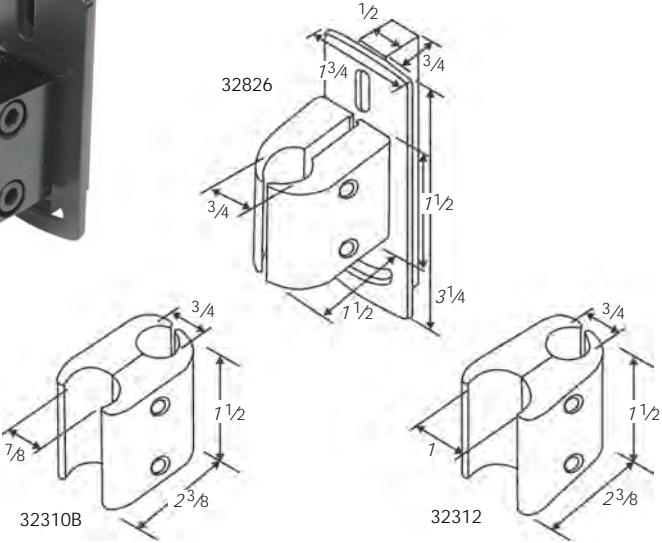


SIP-N-PUFF REPLACEMENT PARTS

Features:

- Saliva Trap is a biomedical disposable filter
- Air Tube Straw is a 5 1/2" long disposable straw with molded tip that can be bent and hold its shape
- Fits into standard 1/4" compression fitting

Description	Part Number
Saliva Traps	
5-Pack	32661
1/8" I.D. Clear Vinyl Tube	
5 Yards	30088
Air Tube Straws	
10-Pack	32698
100-Pack	32662
Other Sip-N-Puff Replacement Parts	
Multimount Clamp	32826
Figure-8 Clamp, 3/4" to 7/8"	32310B
Large Figure-8 Clamp, 3/4" to 1"	32312
Straight Compression Fitting	32664
90° Compression Fitting	32682
Sip-N-Puff Replacement Kit: Includes 5 Saliva Traps, 10 Air Tube Straws, 5 yards Clear Vinyl Tube	32663



CUSTOM SEATING

BODY POSITIONING

WHEELCHAIR TRAYS

ASSISTIVE TECHNOLOGY

PATIENT TRANSFER

ADAPTIVE SPORTS

Midline Control Mounts

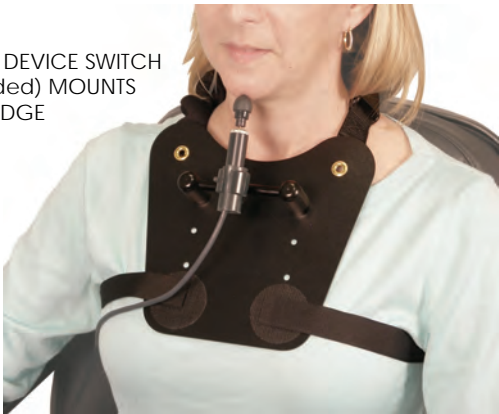
SOFTLINE COLLAR & BRIDGE KIT

Features:

- Allows user to have a full range of movement
- Securely holds a control device in a stationary position relative to the user
- Softline Collar has a padded flexible upper strap with a quick release buckle, the other version has a semi-rigid upper strap
- Lower hook and loop stabilization strap secures the unit to the body
- Pre-drilled holes on the collar enable a variety of adjustments
- 3/8" rod

Description	Part Number
Softline Collar & Bridge Kit	32685
Softline Collar only	32674
Collar & Bridge Kit	32669
Collar only	32668
Bridge Assembly	32675

CONTROL DEVICE SWITCH
(not included) MOUNTS
TO THE BRIDGE



CUSTOM SEATING

BODY POSITIONING

WHEELCHAIR TRAYS

ASSISTIVE TECHNOLOGY

PATIENT TRANSFER


ADAPTIVE SPORTS

Component Mounts

JOYSTICK EXTENSIONS

Features:

- Ultra-light design
- Low profile and regular designs
- Installs quickly and easily with set screw, hex key included



Description	Part Number
Low Profile 1" Stem	
Goal Post	31946
T-Bar	31943
Post	31944
1 1/2" Stem	
Goal Post	31947
T-Bar	31945
Post	31949



GOAL POST



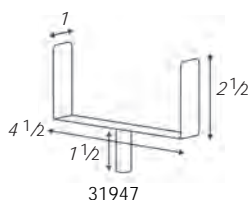
LOW PROFILE GOAL POST



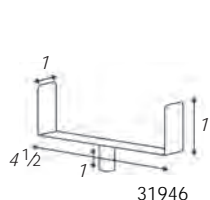
POST



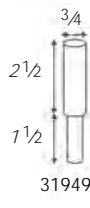
T-BAR



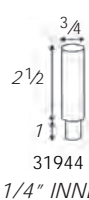
31947



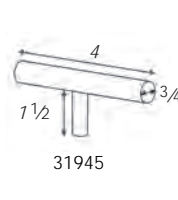
31946



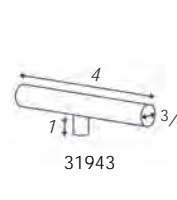
31944



31945



31943



31943

All 1/4" INNER DIAMETER

DISPLAY BOOM MOUNT

Features:

- Use to position joystick or touch switch
- Includes bracket to interface with P&G hole pattern
- Mounting hardware is not included



Switch and mounting hardware not included

Description	Part Number
3/4" Boom Mount	32666

MULTI-SWITCH MOUNT

Features:

- Versatile switch mounting system attaches to wheelchair or bed tubing
- Stiffened gooseneck allows for easy, stable positioning
- Gooseneck measures 24" and is removable from the shaft receptacle by simply loosening a thumb screw



Description	Part Number
Multi-Switch Mount	32302

FLEX HEADREST SWITCH MOUNT

Features:

- Mounting tabs on both ends
- Shaft connects switches to your headrest
- Can be used for tap switches, and is ideal for proximity and fiber optic switches
- Overall length is 18"
- Mounting hardware is not included

Description	Part Number
Flex Headrest Switch Mount	32554



Heavy Duty Boards

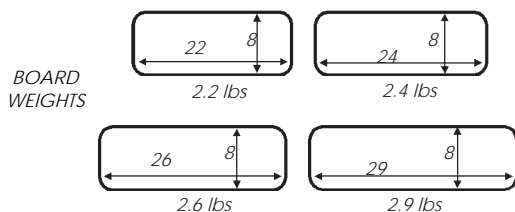
THERASLIDE TRANSFER BOARDS

Features:

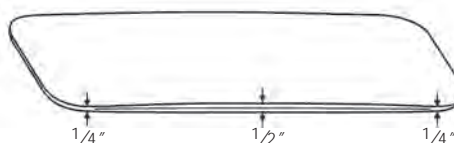
- Premium transfer boards with tapered ends
- 7-ply birch wood base, with 3 additional plies laminated on top
- Walnut stained, clear seal
- 1/2" thick in the center, 1/4" thick at either end
- Smooth uninterrupted surface from end to end
- Stress tested to hold up to 450 pounds



31520 Pictured



Description	Part Number
Plain	
29"	31504
Hand Hole	
24"	31508
Two Hand Holes	
29"	31511
Hand Hole & Notches	
22"	31517
24"	31518
2 Hand Holes & Notches	
26"	31519
29"	31520
Perpendicular Hand Holes	
24"	31470
29"	31472



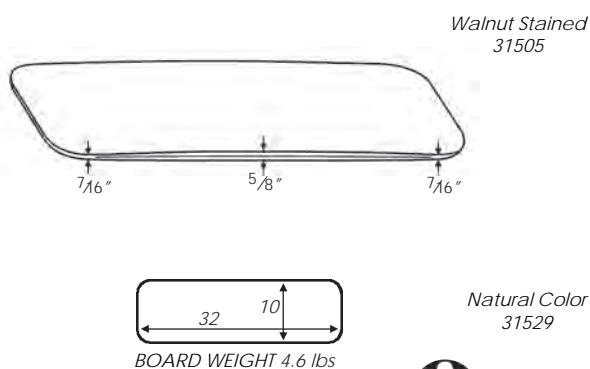
BARIATRIC TRANSFER BOARDS

Features:

- Premium transfer boards with two hand holes and tapered ends
- 9-ply birch wood base, with 3 additional plies laminated on top
- Walnut stained or natural color, both are clear sealed
- 5/8" thick in the center, 7/16" thick at either end
- Smooth uninterrupted surface from end to end
- Stress tested to hold up to 650 pounds

Description	Part Number
Walnut stained with two hand holes	31505
Natural color with enlarged hand holes	31529

BARIATRIC - HOLDS UP TO 650 POUNDS!



CUSTOM SEATING

BODY POSITIONING

WHEELCHAIR TRAYS

ASSISTIVE TECHNOLOGY

PATIENT TRANSFER

ADAPTIVE SPORTS

Standard Duty Boards

SUPERSLIDE TRANSFER BOARD

Features:

- Standard duty boards
- 3/8" thick 7-ply birch with clear melamine surface
- Splinter-free surface with no lacquer to wear off
- Stress tested to hold up to 400 pounds

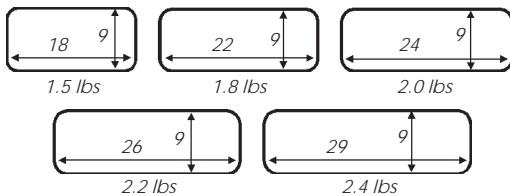
Large Hand Hole
w/ Non-Skid Pad



Large Hand Hole & Standard Hand
Hole w/ Non-Skid Pad



BOARD
WEIGHTS



Perpendicular Hand Holes & Up/Down Notches

Plain

Description	Part Number
Plain	
18"	31605
22"	31606
24"	31604
26"	31607
29"	31608
Hand Hole	
22"	31616
24"	31614
Two Hand Holes	
26"	31617
29"	31618
Hand Hole & Notches	
24"	31634
2 Hand Holes & Notches	
26"	31632
29"	31633
Perpendicular Hand Holes	
24"	31474
29"	31476
Perpendicular Hand Holes & Up/Down Notches	
29"	31477
Large Hand Hole	
24"	31697
w/Non-Skid Pad	31489
Large Hand Hole & Standard Hand Hole	
29"	31698
w/Non-Skid Pad	31629
2 Large Hand Holes	
26"	31769
29"	31674

NON-SKID TRANSFER BOARD KIT

Features:

- Simply peel off the backing and apply to the bottom side of a board, it provides a 7" x 5" non-skid surface to help hold the board in place during transfers. Trim to a different size or shape as needed.

Description	Part Number
Non-Skid Kit	31499



Transfer Board not included

CUSTOM SEATING

BODY POSITIONING

WHEELCHAIR TRAYS

ASSISTIVE TECHNOLOGY

PATIENT TRANSFER

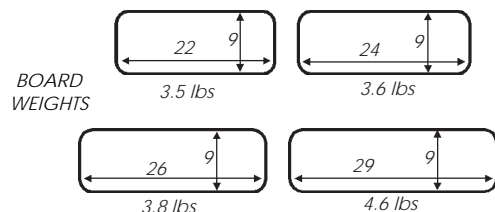
ADAPTIVE SPORTS











Specialty Boards

ECONOGLIDE TRANSFER BOARDS

Features:

- Moisture-proof boards are excellent for use when toileting or bathing
- 1/2" thick high density linear plastic
- One side striate-sanded for wet bare skin transfers, one side smooth sanded for clothed transfers
- Stress tested to hold up to 400 pounds
- 29" board with Two Hand Holes and Notches made in black, others made in white

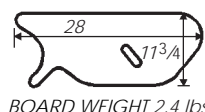


Description	Part Number
Two Hand Holes & Notches (black)	
29" 	31523B
Plain (white)	
22" 	31579
24" 	31577
29" 	31581
Two Hand Holes (white)	
26" 	31575
29" 	31576
Two Hand Holes & Notches (white)	
26" 	31599
29" 	31600
Perpendicular Hand Holes (white)	
24" 	31478
29" 	31480

WHEELHOLD TRANSFER BOARD

Features:

- 3/8" thick 7-ply birch with clear melamine surface

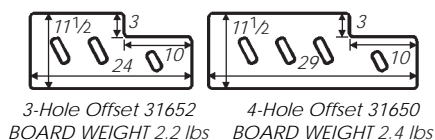


Description	Part Number
Wheelhold Board	31569

OFFSET TRANSFER BOARDS

Features:

- 3/8" thick 7-ply birch with clear melamine surface
- Splinter-free surface with no lacquer to wear off
- Stress tested to hold up to 400 pounds



Description	Part Number
With 3 Holes	31652
With 4 Holes	31650

CUSTOM SEATING

BODY POSITIONING

WHEELCHAIR TRAYS

ASSISTIVE TECHNOLOGY

PATIENT TRANSFER

ADAPTIVE SPORTS

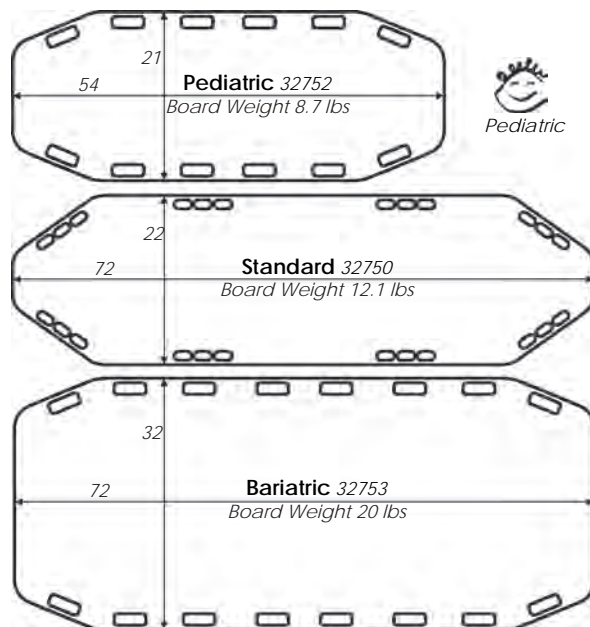
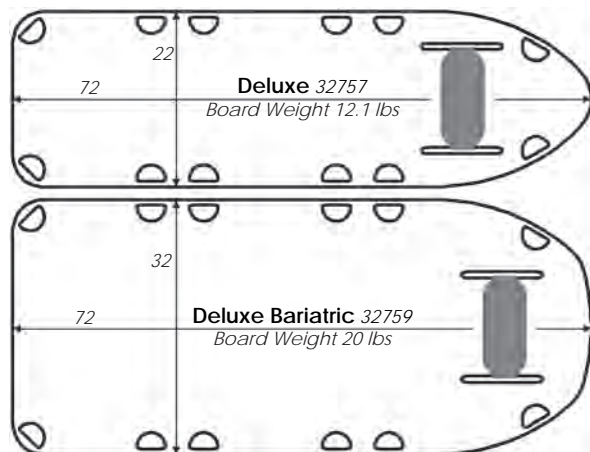
Specialty Boards

PATIENT TRANSFER AIDS

Features:

- Semi-flexible moving platform
- Hand holes all the way around allows two or more people to safely reposition an individual from stretcher to bed or table
- 1/4" moisture-proof high density linear white plastic
- Radio translucent so that it does not need to be removed during X-ray
- Deluxe Patient Movers have a 12" x 5" head/neck pillow used for comfort that attaches with hook and loop straps and can be moved up and down with the position of the patient
- Patient Movers incur Oversize Shipping Charges
- Maximum weight capacities:
Deluxe Bariatric - 450 pounds
Bariatric - 450 pounds
Deluxe - 300 pounds
Standard - 300 pounds
Pediatric - 200 pounds
- This product is not suitable for use as a backboard for immobilizing a patient after a neck or back injury.**

Description	Part Number
Deluxe	32757
Deluxe Bariatric	32759
Deluxe Replacement Head/Neck Pillow	32761
Bariatric	32753
Standard	32750
Pediatric	32752



CUSTOM SEATING

BODY POSITIONING

WHEELCHAIR TRAYS

ASSISTIVE TECHNOLOGY

PATIENT TRANSFER

ADAPTIVE SPORTS

Miscellaneous

I.V. POLE	
Description	Part Number
I.V. Pole	31082

Features:

- Chrome plated steel tubing attaches easily to any convenient spot along the chair frame with two moveable clamps
- 55" tall, extends up to 72" tall
- Fits 3/4", 7/8" or 1" back cane



For Therafin's full line of Sensory, Therapy and Independent Living products, please visit www.Therafin.com

MEDICAL ACCESSORY PLATFORM

Features:

- Fit beneath a wheelchair seat and attaches to the lower frame of the wheelchair
- Intended to carry medical support equipment (ventilators, feeding pumps, etc.)
- Works on *most* wheelchairs
- Platform made from sturdy 1/4" ABS and available in four widths
- Hardware ordered optionally and fits wheelchairs with 1" diameter tubing
- Easy to install
- Slotted holes allow platform to fit wheelchairs of two widths.

Description	Part Number
Platform for 12-13W Chair	33231
Platform for 14-15W Chair	33232
Platform for 16-17W Chair	33233
Platform for 18-19W Chair	33234
Platform Attachment Kit	33235



Boccia Ramps

THE HAMMER

Features

- Sturdy, highly adjustable base with outrigger legs
- Lightweight, rigid extensions
- Full rotational base with intelligent locking mechanism
- Heavy duty magnetic tilting with 90 lbs of locking force
- See through ramp floor for better aiming
- Water-tight, air-tight ramp case included for easy transport
- 24", 18", and overhead extension included
- Magnetic ball holder included, preinstalled

Description	Part Number
Ramp & Case	35002



THE BOSS 360

Features:

- Light weight, highly adjustable; the first of its kind
- Full 360 degree base pivot for wide range of play
- Adjust height and angle with ease.
- See through ramp floor for better aiming
- 24" and 18" extension included
- Magnetic ball holder included, preinstalled.

Description	Part Number
Ramp Only	35015
Ramp & Case	35080
Case Only	35033



Boccia Accessories

THE BOSS

Features:

- The original boccia ramp engineered for entry level play
- Light weight, sturdy; a “Therafin Innovation”
- See through ramp floor for better aiming
- Adjust height and angle with ease
- Included 18” extension and foam ball holder

Description	Part Number
Ramp Only	35001
Ramp & Case	35081
Case Only	35032



BOCCIA HEADPOINTER

Features:

- Headpointer for use during gameplay
- Comfortable, size adjustable
- Comes with three, adjustable extensions



Description	Part Number
Headpointer	32369

Tray not included

BOCCIA MOUTHPOINTER

Features:

- Mouthpointer for use during gameplay
- Built in mouthguard for added comfort
- Adjustable pointer and rubber tip included



Description	Part Number
Mouthpointer	31002

CUSTOM SEATING BODY POSITIONING WHEELCHAIR TRAYS ASSISTIVE TECHNOLOGY PATIENT TRANSFER

ADAPTIVE SPORTS

Therafin Corporation Terms & Conditions

Thank you for your interest in Therafin products! Below are directions to obtain further information on our products and to place an order. We look forward to serving you and your clients.

Product Information

Thank you for your interest in Therafin products! If you do not see a product you are looking for or need additional information, please call Customer Service at 1-800-843-7234, Monday through Thursday from 7:00 a.m. to 5:30 p.m. Central Time, Friday from 8:00 a.m. to 4:30 p.m., or e-mail us at info@Therafin.com. You may visit us anytime at www.Therafin.com.

Placing an Order

Orders may be placed via phone, fax or email. To place a phone order, call 1-800-843-7234 **Monday through Thursday**, 7:00 a.m. to 5:30 p.m. Central Time, or **Friday**, 8:00 a.m. to 4:30 p.m. Messages left on that number Saturday and Sunday will be answered on the following Monday. Purchase orders may be faxed to 1-888-479-1515, 24 hours a day, seven days a week. You can also email orders to info@Therafin.com, subject line "Order".

Establishing an Account

For your convenience, you will find a **Dealer Credit Application on the "PDF Documents" page of our website**. The application must be completed, submitted and approved to establish an account.

Terms

In order to provide both the quality of product and level of service that you expect, at competitive prices, we maintain a fair collection policy with a timely payment requirement. **Our standard terms for payment are Net 30 days**, contingent upon our successful review of two credit references that you provide. If you desire to prepay, payment can be made by Visa, MasterCard, or American Express. If you choose to use credit and payment due dates are not met, and this occurs repeatedly, your account will be put on C.O.D. status and/or Credit Hold until the matter is satisfactorily resolved.

Please note: Payment made by credit card voids any discount terms.

Minimum Order

Therafin has a minimum order of \$35.00 excluding shipping charges. If you wish to order an amount less than the minimum, a \$15.00 service charge will be added.

Published Prices

Prices are subject to change without notice.

Price Quotes

Written quotes are gladly provided and will be valid for ninety (90) days. Verbal price quotes are valid only at the time an order is placed.

Cancellations

Restocking charges will be incurred on orders already in progress when cancellation occurs. Fees will be charged based on the stage of completion. Custom fabricated products will be charged at 100%.

Shipping

All Therafin Corporation products are shipped FOB Frankfort, via UPS Ground. **Therafin's shipping days are Monday through Thursday**. Actual shipping cost plus a \$5.25 handling fee per box will be prepaid and added to your invoice. Requests for special handling or expedited freight will incur a surcharge which will be added to your invoice.

Returns

All returned items must be labeled with a Return Authorization Number (RA#) and shipped freight prepaid. Product received without an RA# will be refused. All returns must be received by Therafin Corporation within 60 days of issuance of the RA# and are subject to inspection. Unless approved as a warranty replacement, all returns are subject to a minimum 25% restocking fee. To receive credit for a product upon return, it must be in resalable condition.

- Custom fabricated products may not be returned.
- Polycarbonate trays may not be returned if the protective layer on the top or bottom of the tray has been removed.
- Independent Living products may not be returned.
- Squeeze Machine RA# must be requested within 30 days of receipt of machine.

Errors and Omissions

All Therafin Corporation products are subject to rigorous quality control prior to shipping, making discrepancies and errors infrequent. However, should a problem occur, it must be reported to Customer Service within three weeks of receipt of the order.

Limited Warranty

A product found to be defective due to material or workmanship within one year will be replaced under our return policy following product evaluation by Therafin Corporation. This replacement warranty does not include misuse or neglect of the product.

Liability

While Therafin Corporation is responsible for any product that is defective due to manufacturing by Therafin Corporation, we are not liable for misuse or misapplication of our products. To achieve optimum performance, it is recommended that experienced professionals be consulted in selecting and applying our products.